- Home
- Dashboards
  - System Dashboard
  - Market Dashboard
  - Balance Dashboard
  - Resource Dashboard
- COVID-19
  - DEEP Data Analysis
  - Load Duration Curve
- Newsletter - Power Chronicle
- Events
  - IEX-IITK Program 2019
- Useful links
  - Centre for Energy Regulation
- Career

All India 26-Jun-2021 8:45 - 09:00

Demand Met (MW) **166590** ↓ 2.06% 6 minutes ago	Last 7-Days	Generation (MW) **168720** ↓ 1.68% 6 minutes ago	Last 7-Days
DAM Price (₹/MWh) **2489** ↓ 2.73% Today - 08:45 - 09:00	Last 7-Days	RTM Price (₹/MWh) **1922** ↓ 25.76% Today - 08:45 - 09:00	Last 7-Days
Daily Peak Shortage (MW) **211** NA Yesterday	Last 7-Days	Daily Energy Shortage (MU) **4** NA Yesterday	Last 7-Days

All India | NR | WR | SR | ER | NER

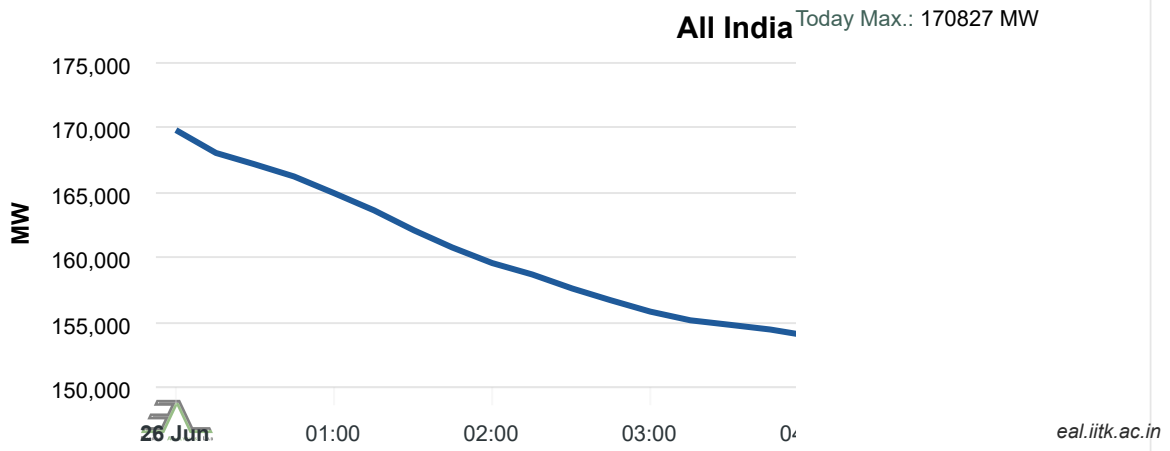

All India Generation (MW)

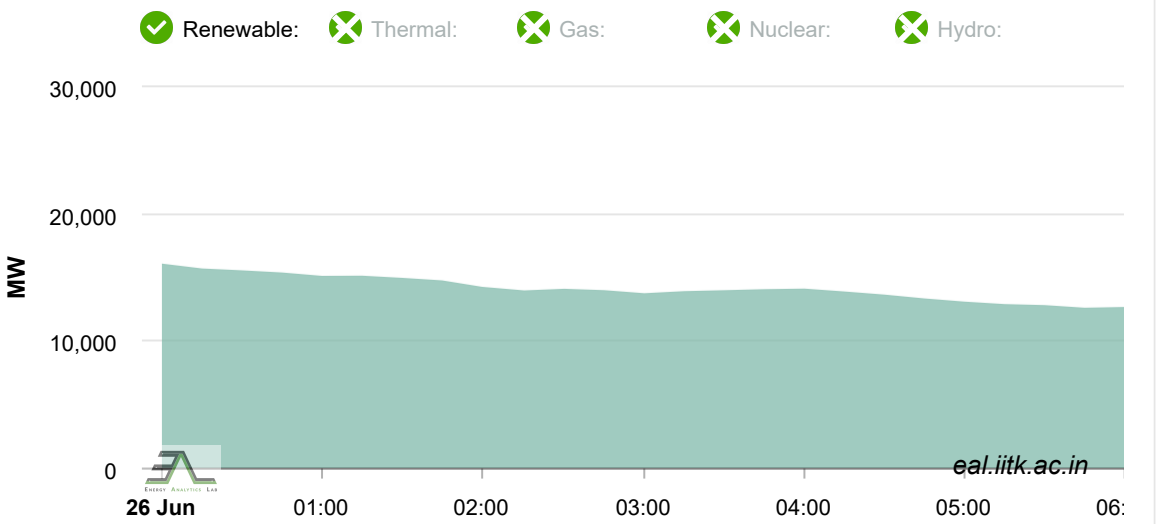

DAM & RTM - Price (₹/MWh) and Volume

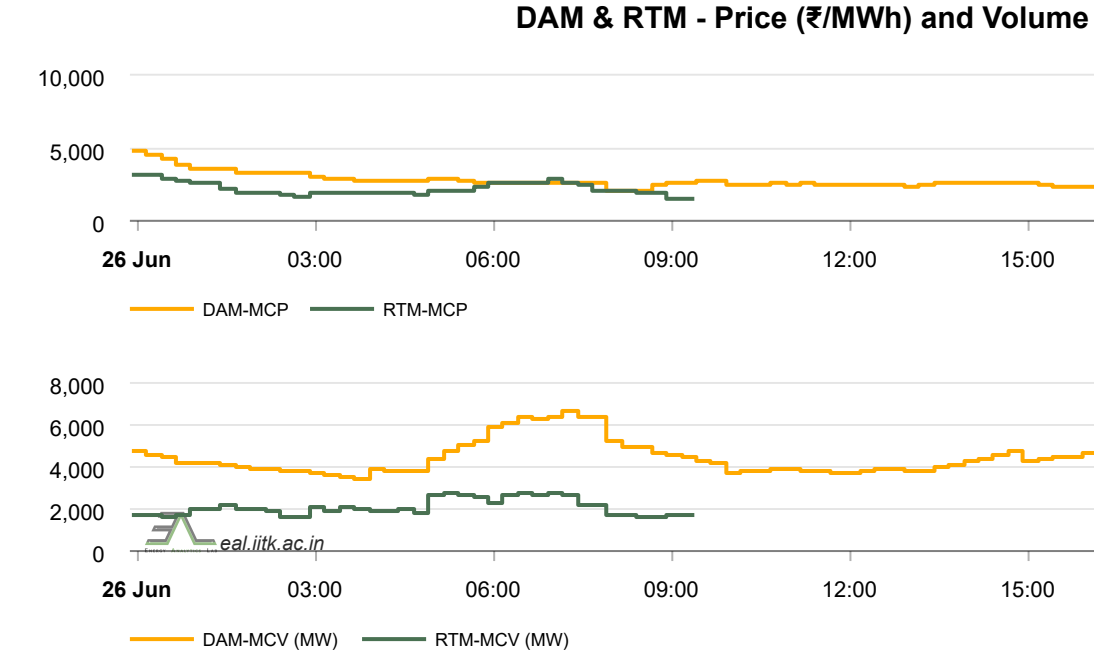

SCED Increment/Decrement (Last 7 Days)

Latest



Volume 3
(Apr-2



Volume 3
(Jan-2



Volume 3
(Oct-2

Late

- COVID-19 Impa
- State-level Powe
- DAM & RTM - P
- Power Map Das
- EAL Android Ap
- COVID-19 Impa
- State-level Powe
- DAM & RTM - P
- Power Map Das

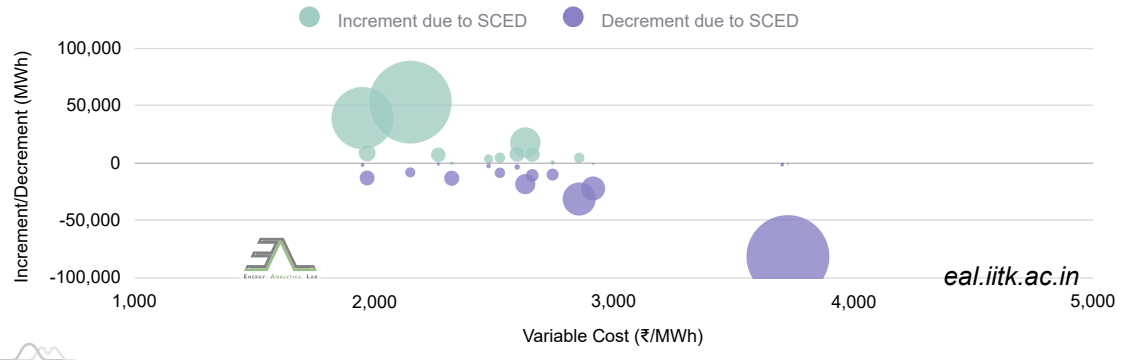

EAL & (

Pilot project to cu
to run till March

About Us | Contact Us | Disclaimer | Terms of Use | Copyright | Feedback | Follow us : □ □

© Copyright Energy Analytics Lab (EAL) - 2021 | All Rights Reserved.

.