


**STATISTICAL REPORT
OF
GRADES AWARDED
2024-25/III**



JULY-2025

Office of the Dean of Academic Affairs
Indian Institute of Technology Kanpur

LIST OF CONTENT

S. No.	Content	Page No.
1	Figure 1: Distribution of all grades awarded to UG and PG students across the institute	1
2	Figure 2: Distribution of all grades awarded to UG students	1
3	Figure 3: Distribution of all Core courses grades awarded to UG students	2
4	Figure 4: Distribution of all grades awarded to PG students	2
5	Figure 5: Distribution of all grades awarded to UG students	3
6	Figure 6: Distribution of all grades awarded to PG students	4
7	Figure 7: AE department distribution of grades awarded to UG students	5
8	Figure 8: BSBE department distribution of grades awarded to UG students	5
9	Figure 9: CE department distribution of grades awarded to UG students	6
10	Figure 10: CGS department distribution of grades awarded to UG students	6
11	Figure 11: CHE department distribution of grades awarded to UG students	7
12	Figure 12: CHM department distribution of grades awarded to UG students	7
13	Figure 13: CSE department distribution of grades awarded to UG students	8
15	Figure 14: DOMS department distribution of grades awarded to UG students	8
16	Figure 15: ECO department distribution of grades awarded to UG students	9
17	Figure 16: EE department distribution of grades awarded to UG students	9
18	Figure 17: HSS department distribution of grades awarded to UG students	10
19	Figure 18: ME department distribution of grades awarded to UG students	10
20	Figure 19: MSE department distribution of grades awarded to UG students	11
21	Figure 20: MTH department distribution of grades awarded to UG students	11
22	Figure 21: PHY department distribution of grades awarded to UG students	12
23	Figure 22: SEE department distribution of grades awarded to UG students	12
24	Figure 23: AE department distribution of grades awarded to PG students	13
25	Figure 24: BSBE department distribution of grades awarded to PG students	13
26	Figure 25: CGS department distribution of grades awarded to PG students	14
27	Figure 26: CHE department distribution of grades awarded to PG students	14
28	Figure 27: CHM department distribution of grades awarded to PG students	15
29	Figure 28: CSE department distribution of grades awarded to PG students	15
31	Figure 29: DOMS department distribution of grades awarded to PG students	16
32	Figure 30: EE department distribution of grades awarded to PG students	16
33	Figure 31: HSS department distribution of grades awarded to PG students	17
34	Figure 32: ME department distribution of grades awarded to PG students	17
34	Figure 33: MSE department distribution of grades awarded to PG students	18
34	Figure 34: MTH department distribution of grades awarded to PG students	18

S. No.	Content	Page No.
35	Figure 35: PHY department distribution of grades awarded to PG students	19
36	Annexure – 1: Average grade awarded to students across the Institute in 2024-25/III	20
37	Annexure – 2: Cumulative Performance Index (CPI) Statistics of All Registered Students in 2024-25/III	20
38	Annexure – 3: Distribution of A, E and F grades awarded to UG students	22
39	Annexure – 4: No. of courses with A & A* awarded to UG students	22
40	Annexure – 5: No. of courses with B+ awarded to UG students	22
41	Annexure – 6: No. of courses with B awarded to UG students	23
42	Annexure – 7: No. of courses with A & A* awarded to PG students	23
43	Annexure – 8: No. of courses with B+ awarded to PG students	24
44	Annexure – 9: No. of courses with B awarded to PG students	24
45	Annexure – 10: No. of courses with E awarded to UG students	24
46	Annexure – 11: No. of courses with F awarded to UG students	25

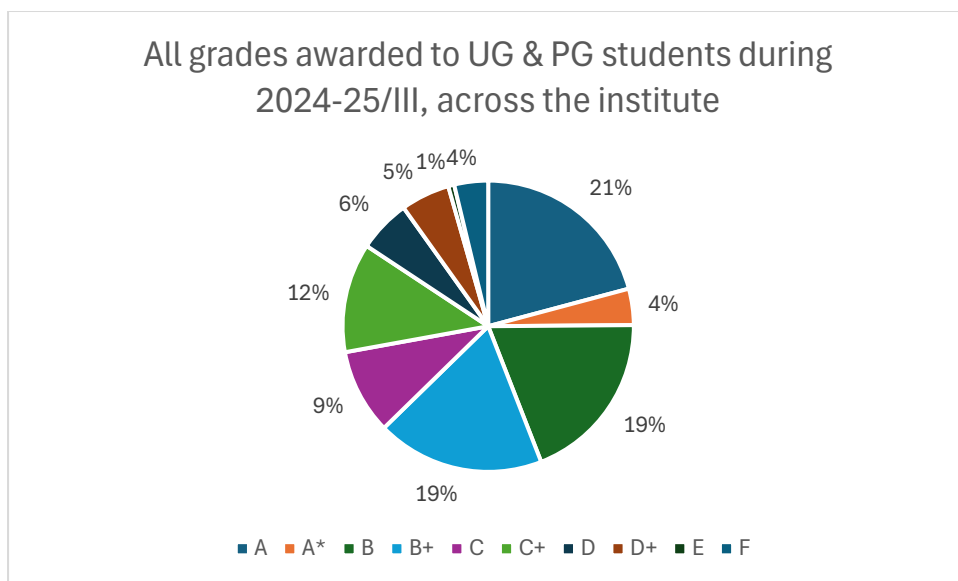


Figure 1: Distribution of all grades awarded to UG and PG students across the institute

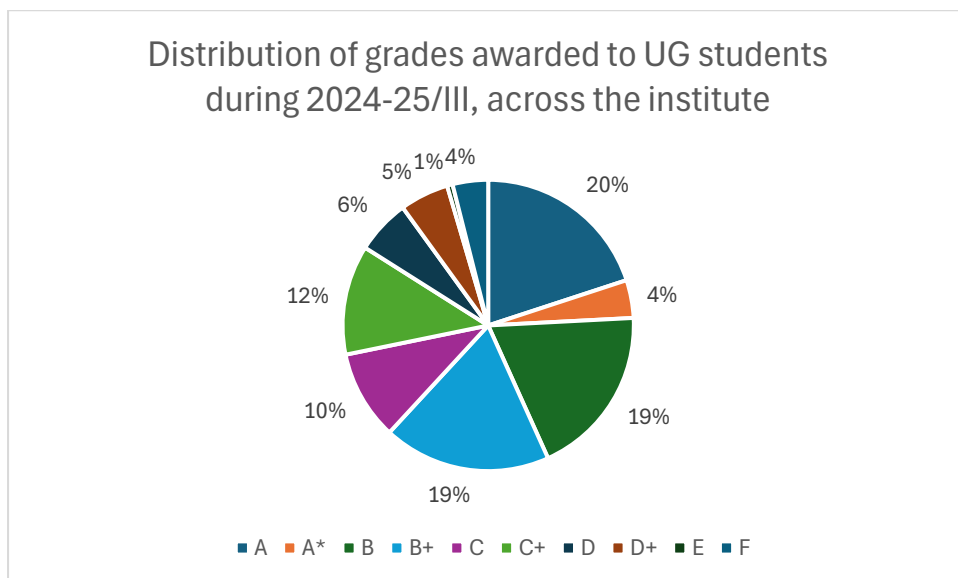


Figure 2: Distribution of all grades awarded to UG students

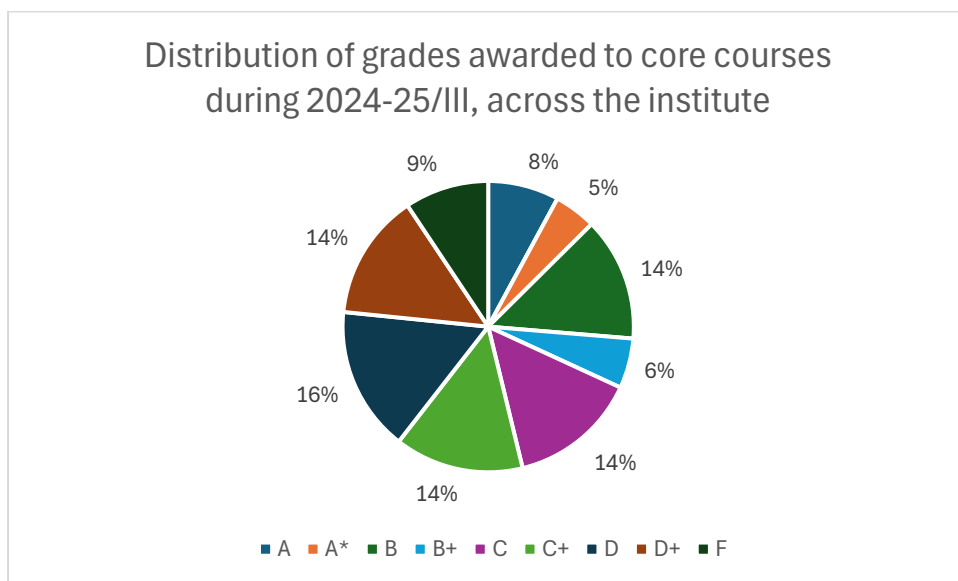


Figure 3: Distribution of all Core courses grades awarded to UG students CHM112M, CHM113M, ESC113M, ESC201, LIF111, PHY112, PHY113, PHY114.

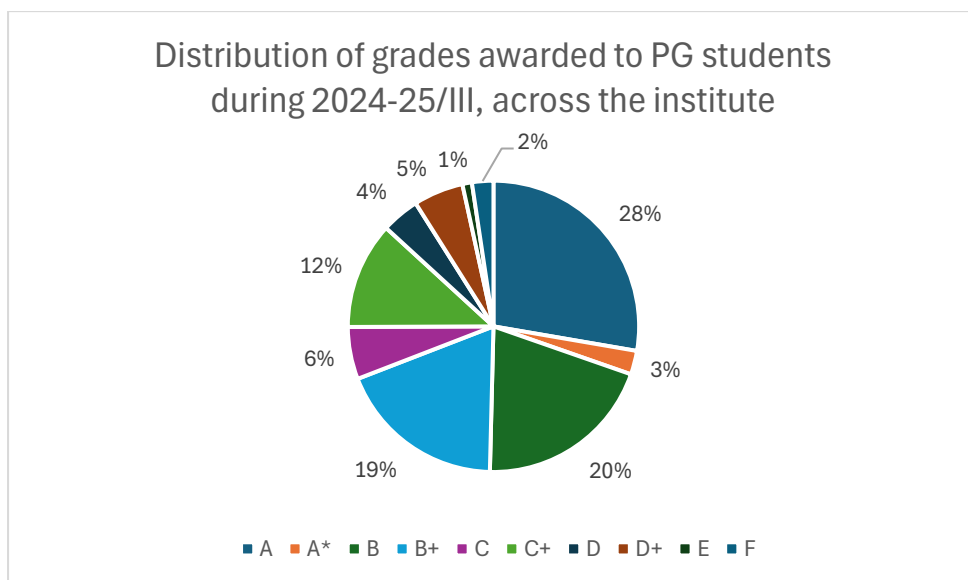


Figure 4: Distribution of all grades awarded to PG students

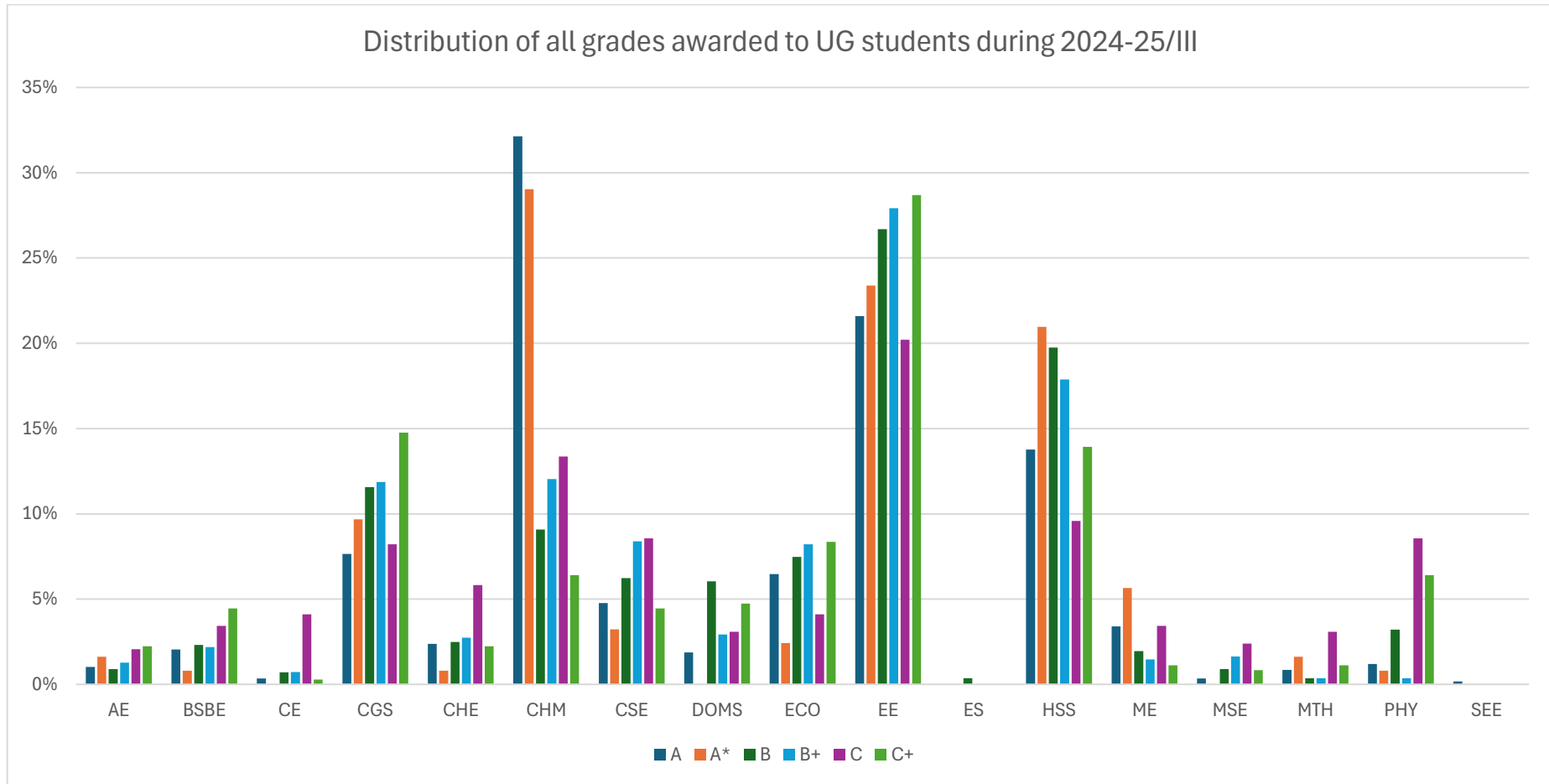


Figure 5: Distribution of all grades awarded to UG students

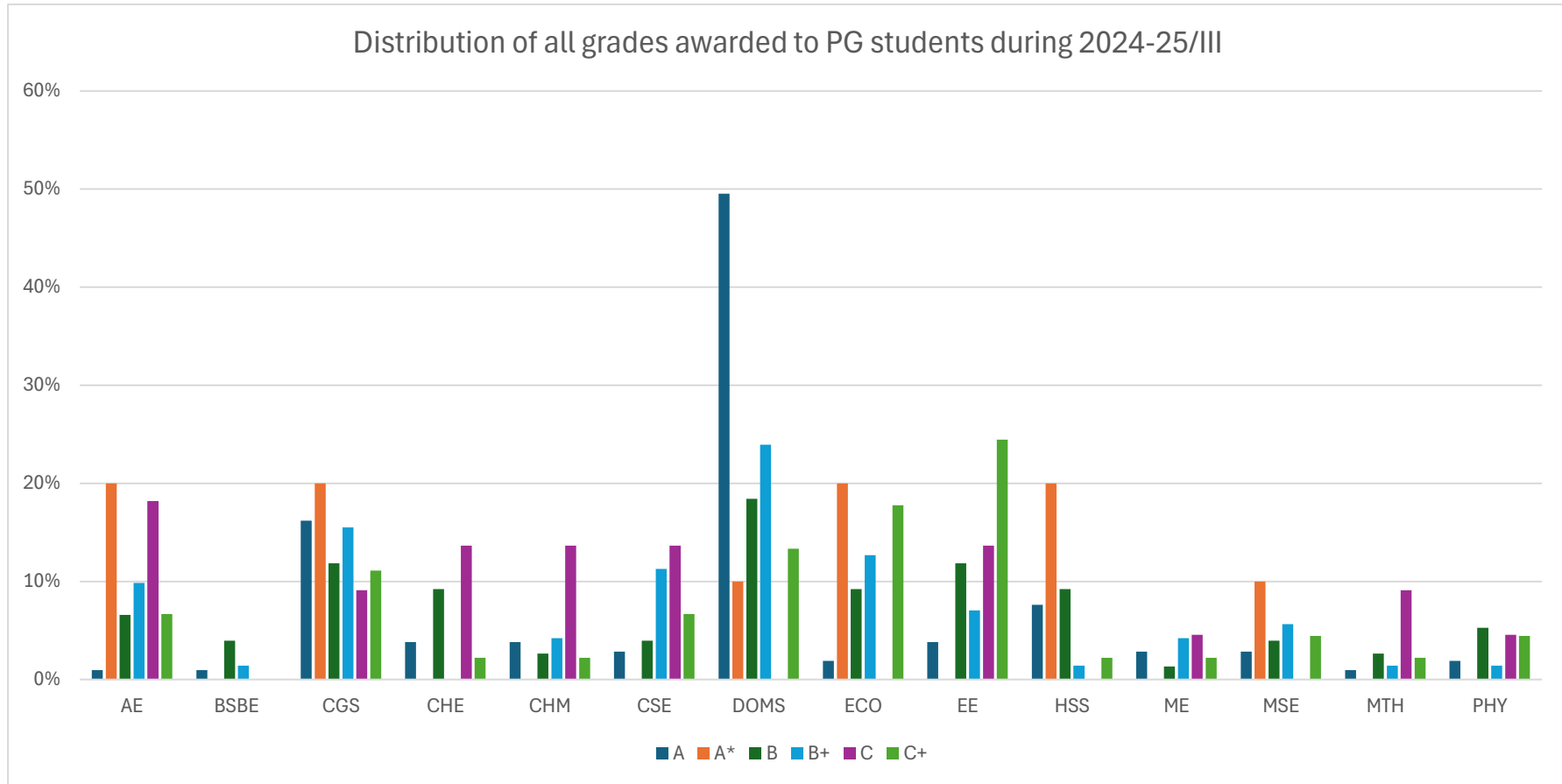


Figure 6: Distribution of all grades awarded to PG students

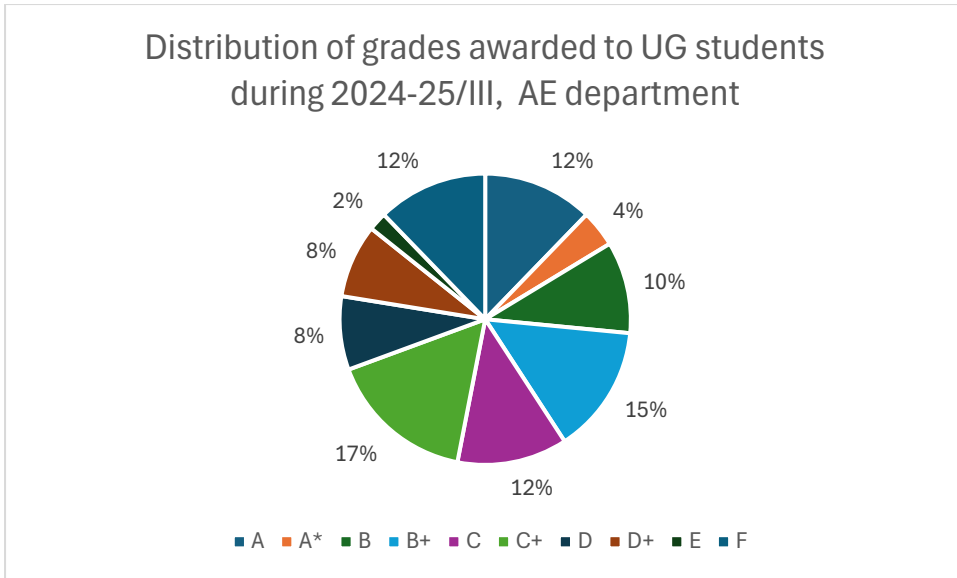


Figure 7: AE department distribution of grades awarded to UG students

Data for course numbers: AE312, AE441A, AE663.

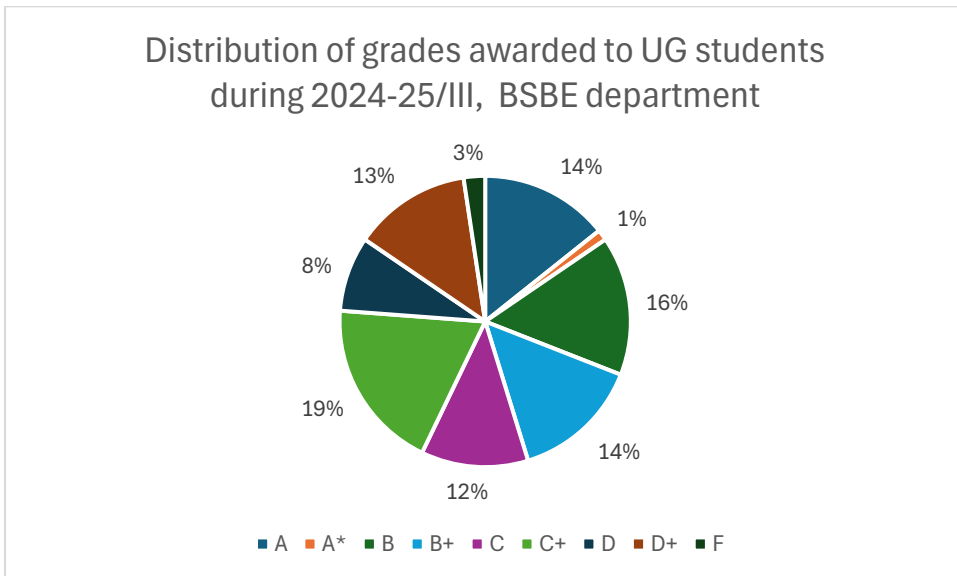


Figure 8: BSBE department distribution of grades awarded to UG students

Data for course numbers: BSE667, ESO206, LIF111.

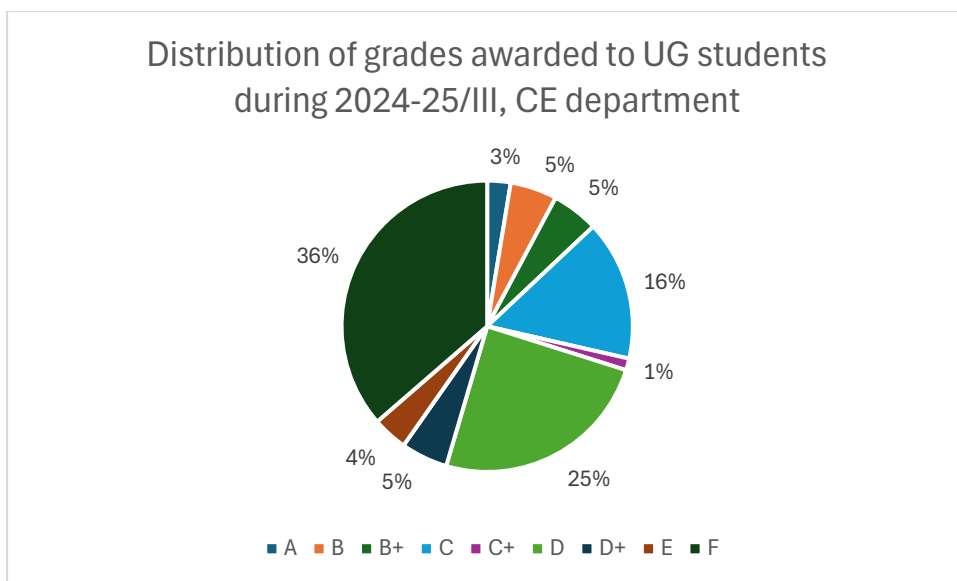


Figure 9: CE department distribution of grades awarded to UG students

Data for course numbers: CE381, CE382A, CE491, ESO202.

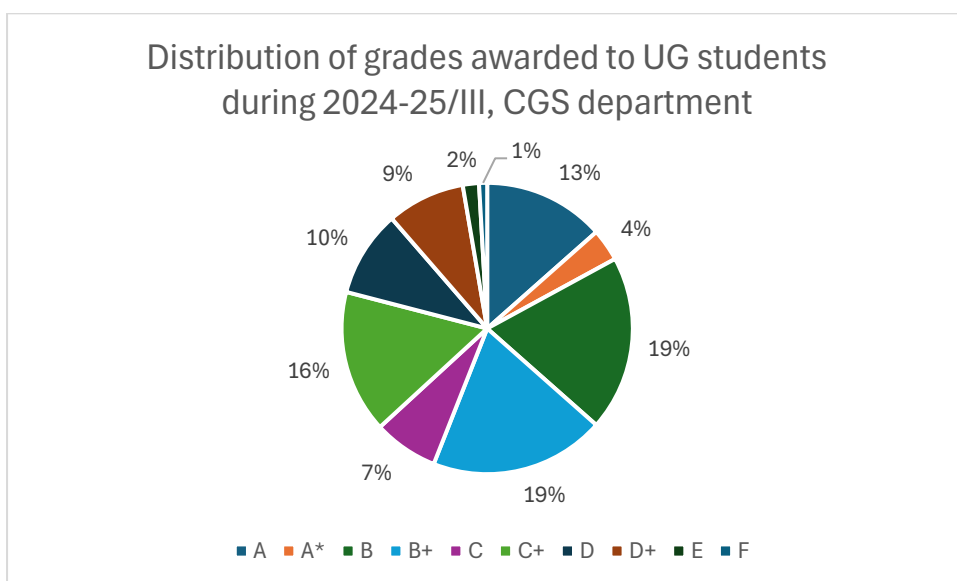


Figure 10: CGS department distribution of grades awarded to UG students

Data for course numbers: CGS401, CGS622, CGS698C.

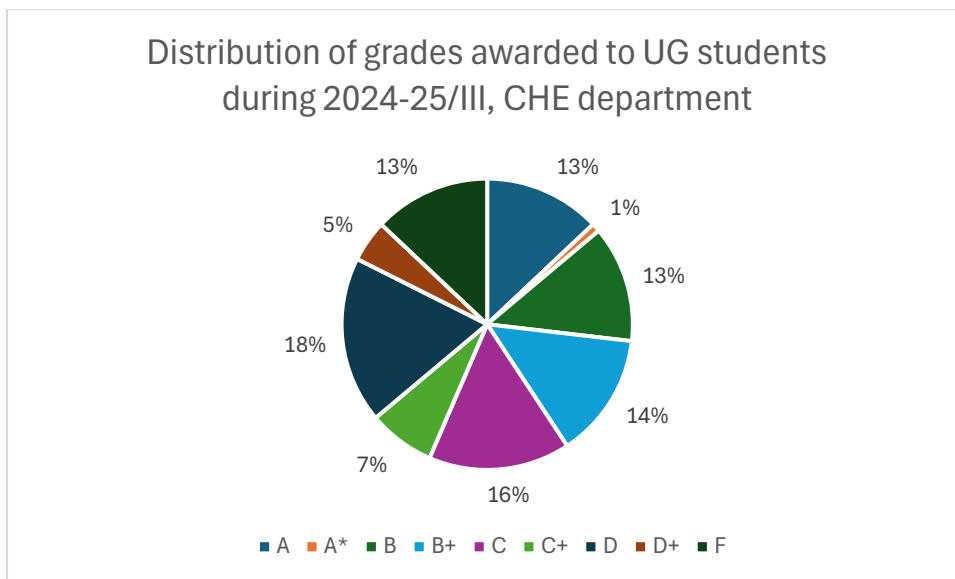


Figure 11: CHE department distribution of grades awarded to UG students

Data for course numbers: CHE331, CHE352, CHE352A, CHE391A, CHE631, CHE643, CHE652, ESC113M, ESO204

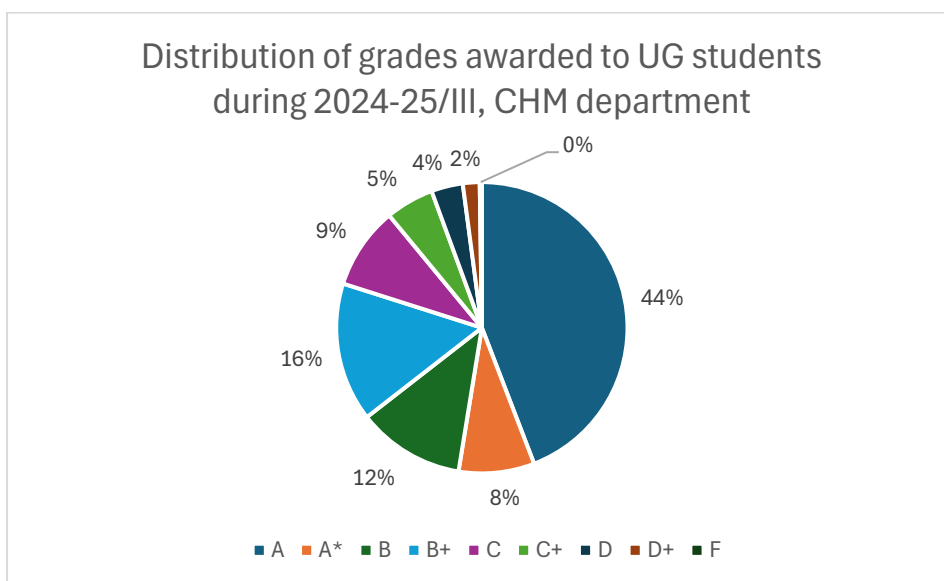


Figure 12: CHM department distribution of grades awarded to UG students

Data for course numbers: CHM112M, CHM113M, CHM201, CHM202, CHM241, CHM242, CHM303, CHM401, CSO201, CSO203

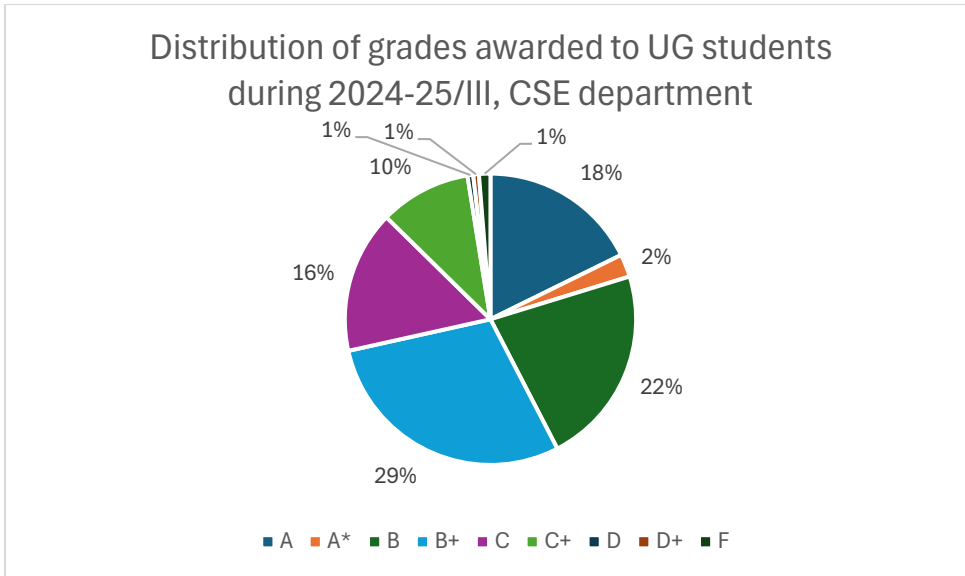


Figure 13: CSE department distribution of grades awarded to UG students

Data for course numbers: CS330, CS661, CS698G

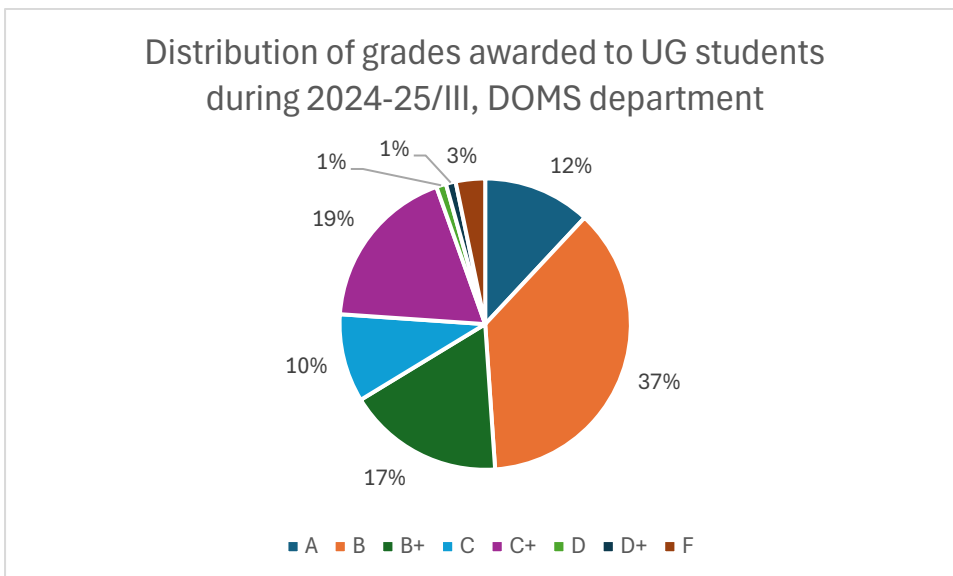


Figure 14: DOMS department distribution of grades awarded to UG students

Data for course numbers: DMS672, MBA631

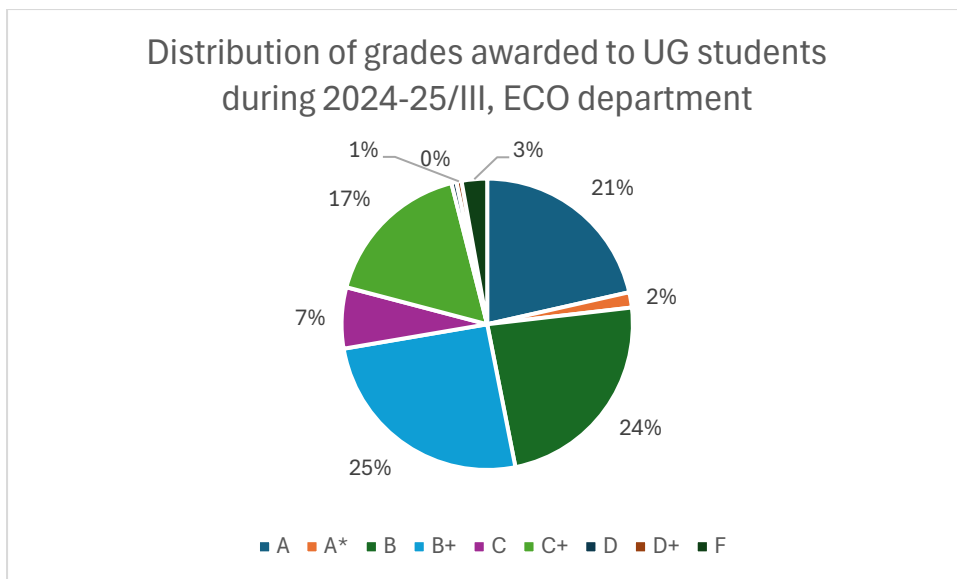


Figure 15: ECO department distribution of grades awarded to UG students

Data for course numbers: ECO251, ECO423, ECO498A, ECO723

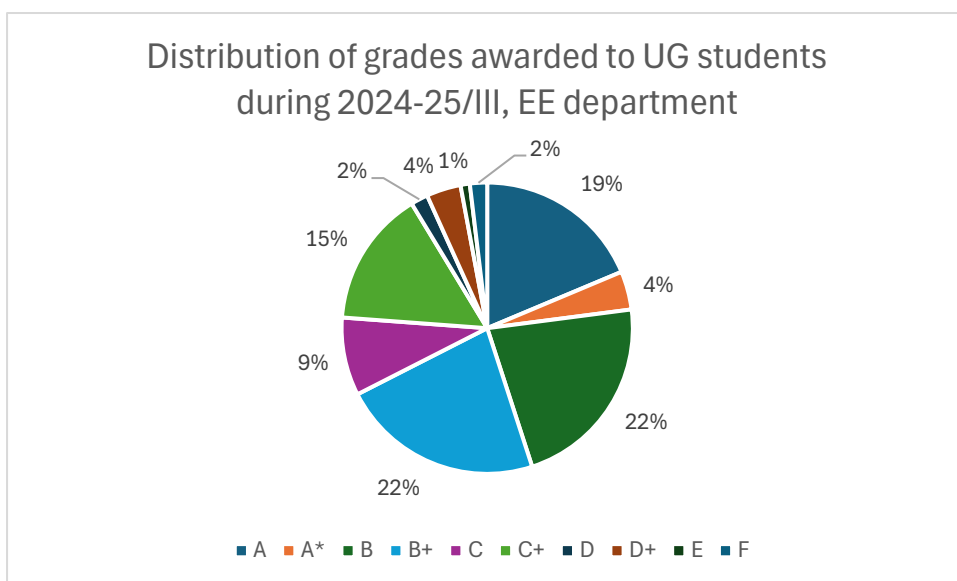


Figure 16: EE department distribution of grades awarded to UG students

Data for course numbers: EE200, EE210, EE250, EE311, EE360, EE650, EE656, EE708, ESC201, ESO203, ESO203A

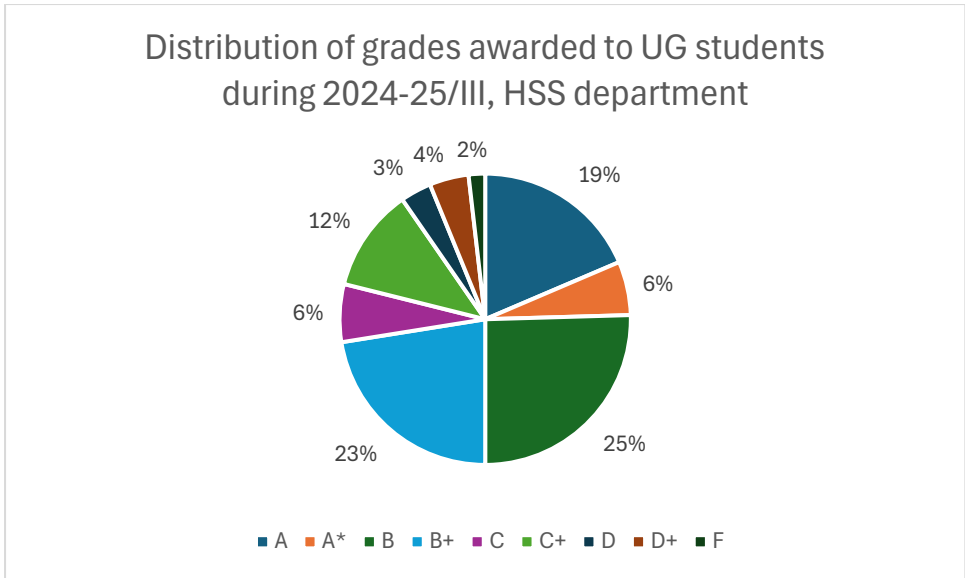


Figure 17: HSS department distribution of grades awarded to UG students

Data for course numbers: ART707, ENG122, PHI142, PHI443M

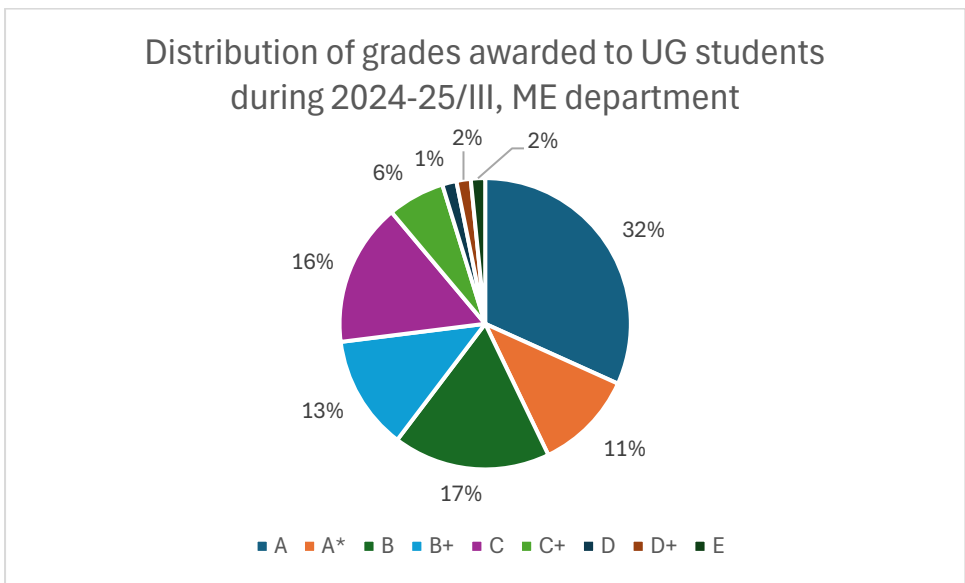


Figure 18: ME department distribution of grades awarded to UG students

Data for course numbers: ME251A, ME452A, ME496, ME497, ME498, ME644

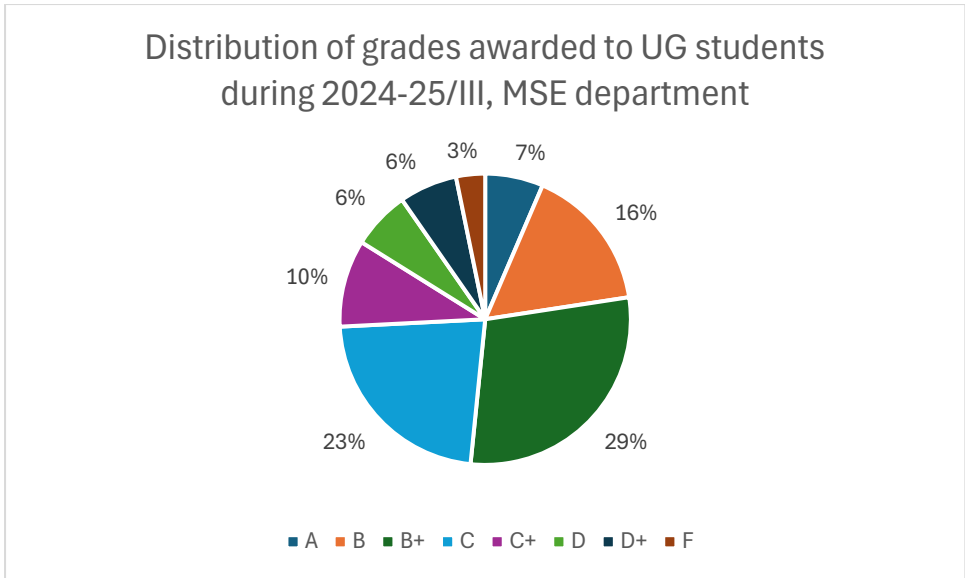


Figure 19: MSE department distribution of grades awarded to UG students

Data for course numbers: MSE449A, MSE497, MSE661

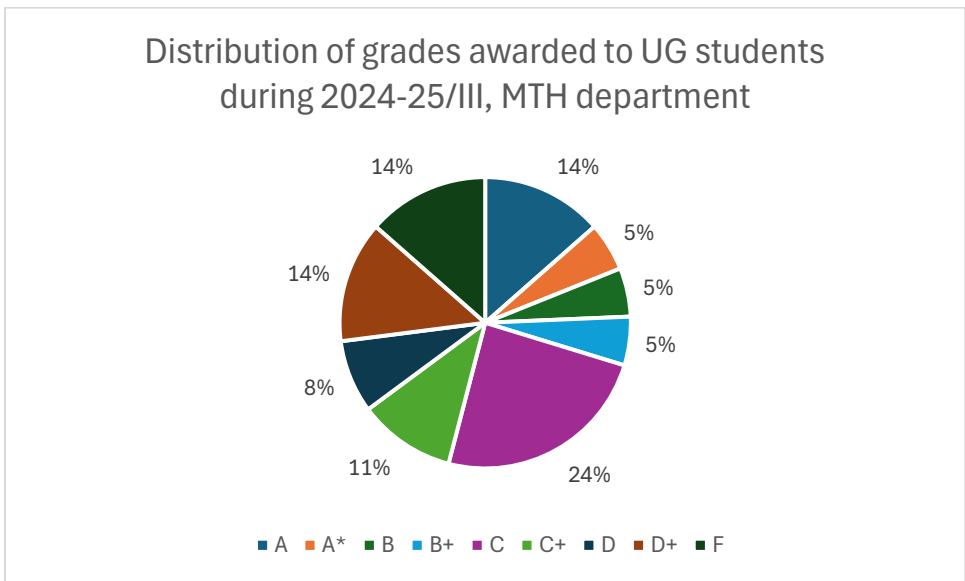


Figure 20: MTH department distribution of grades awarded to UG students

Data for course numbers: MSO202A, MSO203B, MTH204A, MTH204B, MTH430A, MTH434M

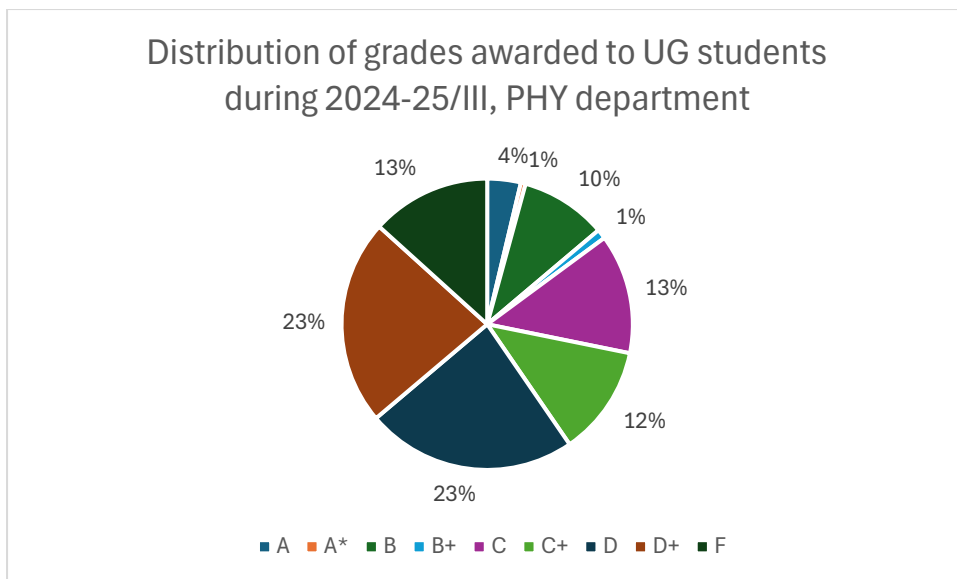


Figure 21: PHY department distribution of grades awarded to UG students
 Data for course numbers: PHY112, PHY113, PHY114, PHY625, PHY626

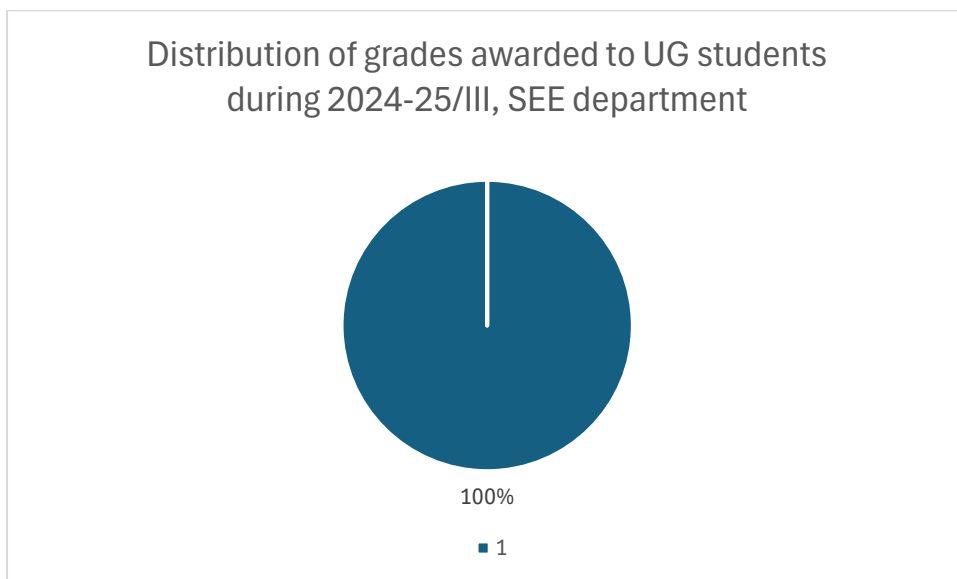


Figure 22: SEE department distribution of grades awarded to UG students
 Data for course numbers: SEE496

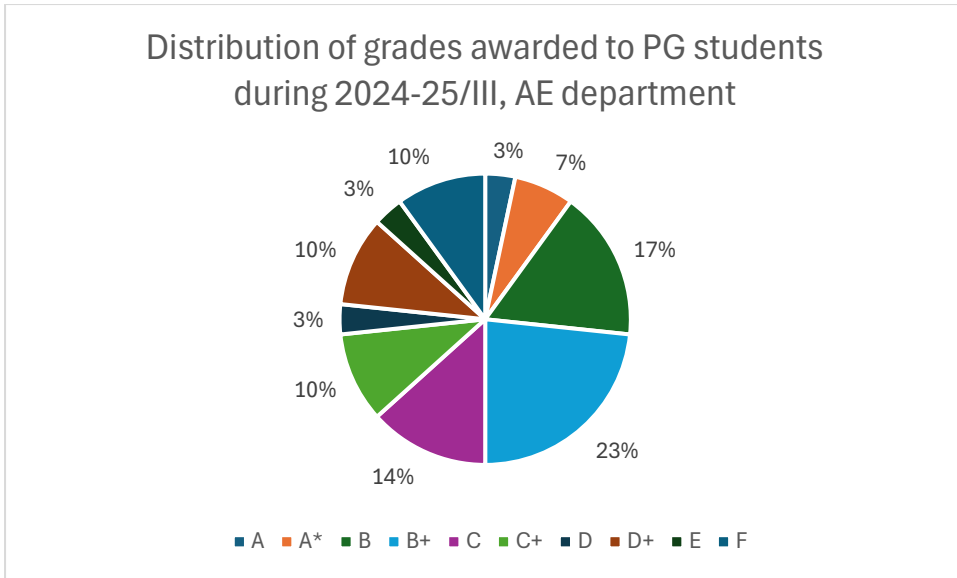


Figure 23: AE department distribution of grades awarded to PG students

Data for course numbers: AE663

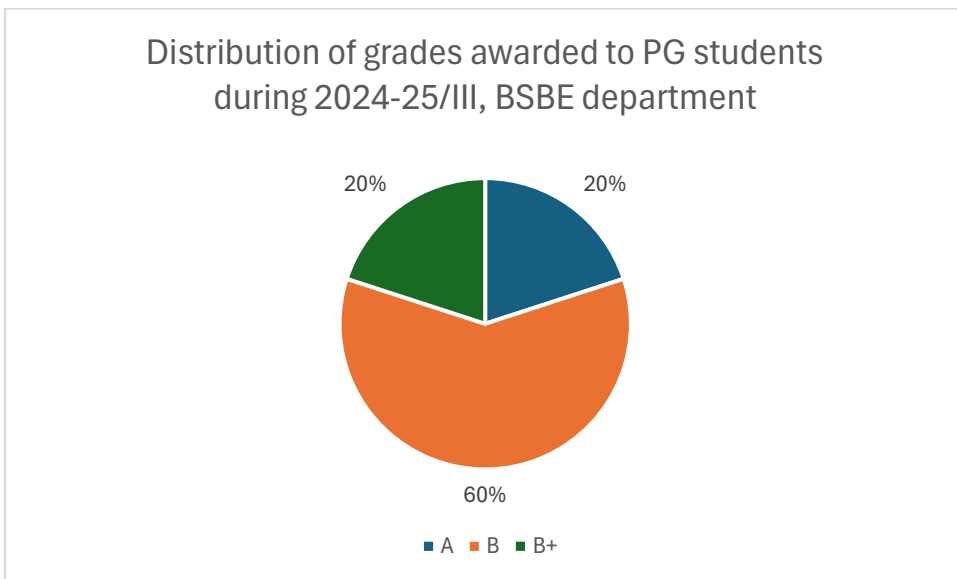


Figure 24: BSBE department distribution of grades awarded to PG students

Data for course numbers: BSE667

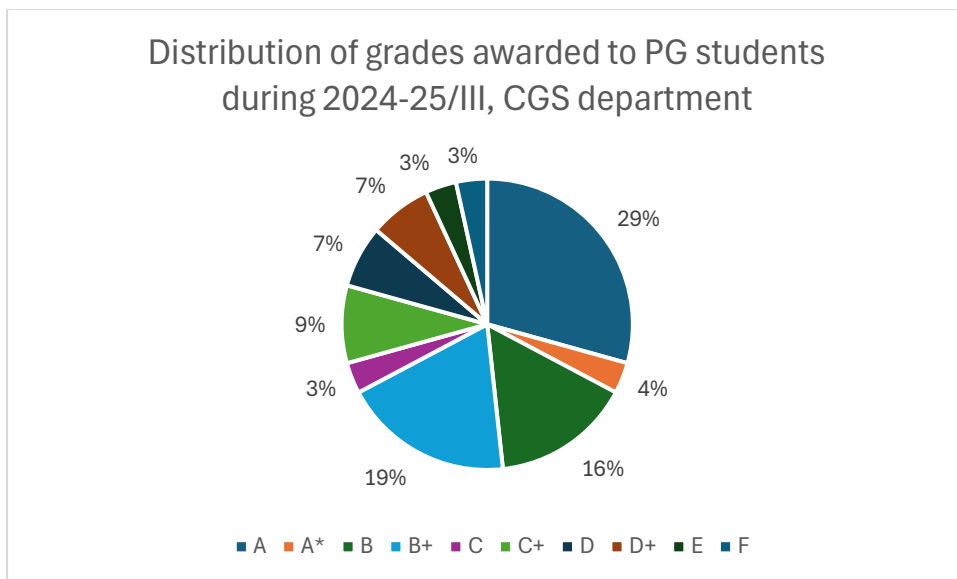


Figure 25: CGS department distribution of grades awarded to PG students

Data for course numbers: CGS401, CGS622, CGS698C

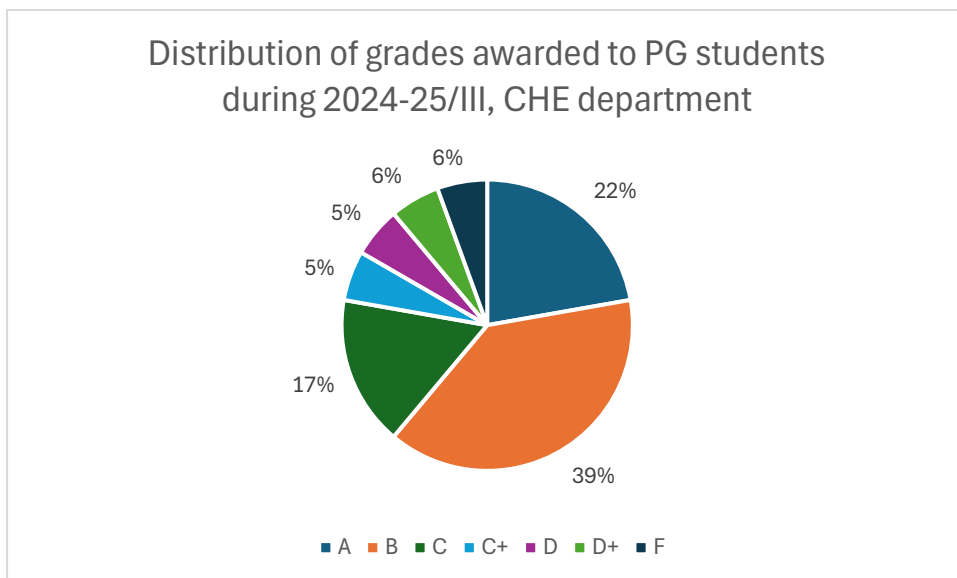


Figure 26: CHE department distribution of grades awarded to PG students

Data for course numbers: CHE631, CHE643, CHE652

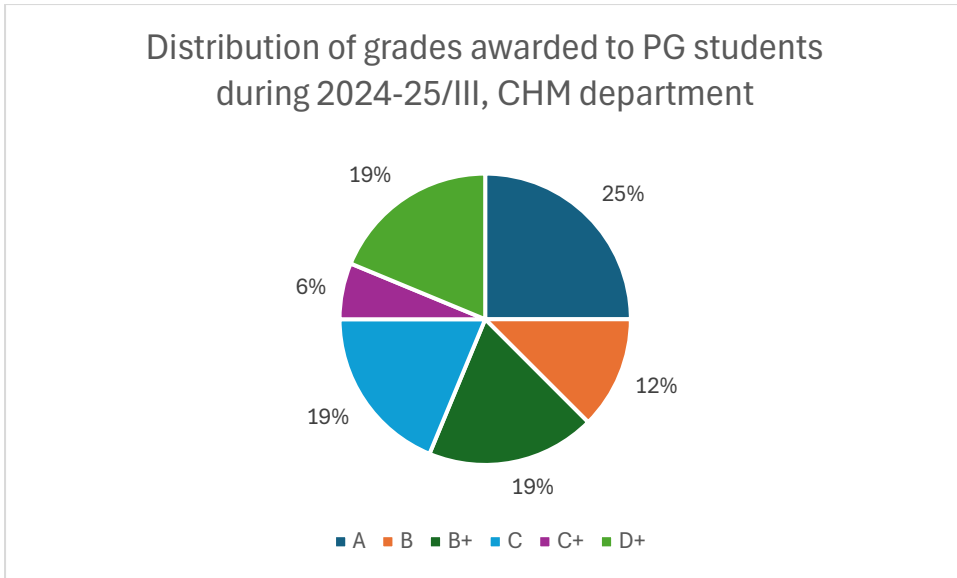


Figure 27: CHM department distribution of grades awarded to PG students

Data for course numbers: CHM242

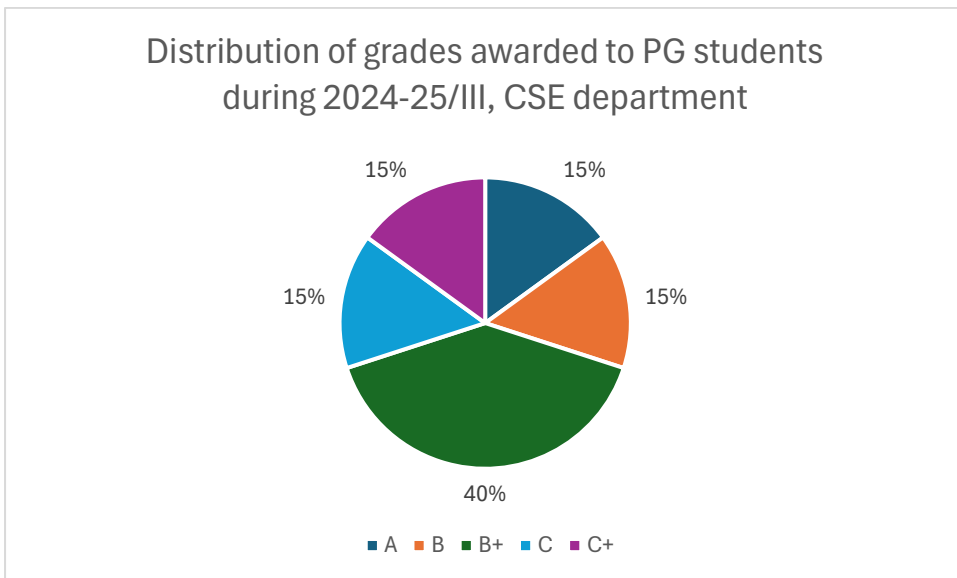


Figure 28: CSE department distribution of grades awarded to PG students

Data for course numbers: CS661, CS698G

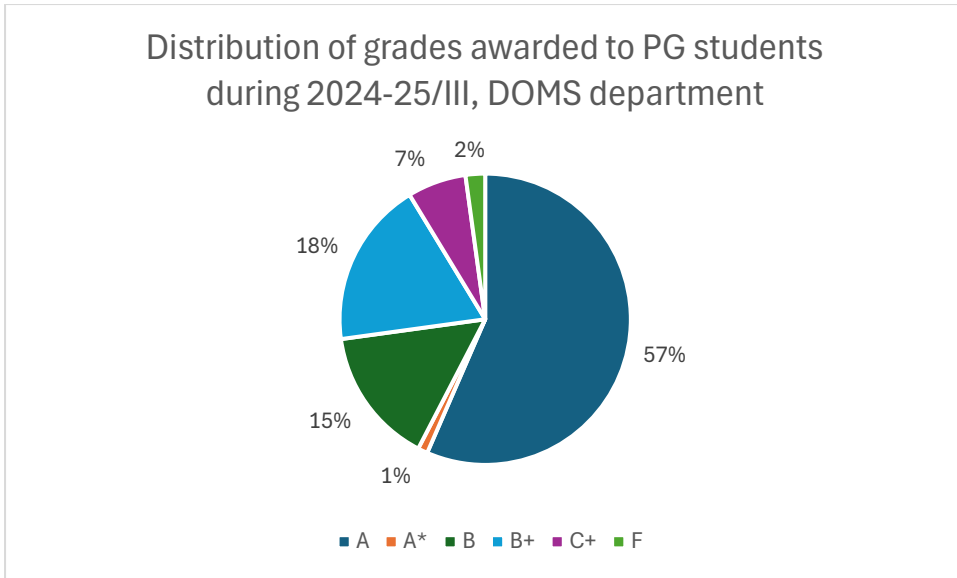


Figure 29: DOMS department distribution of grades awarded to PG students

Data for course numbers: DMS672, DMS797, MBA631, MBA697

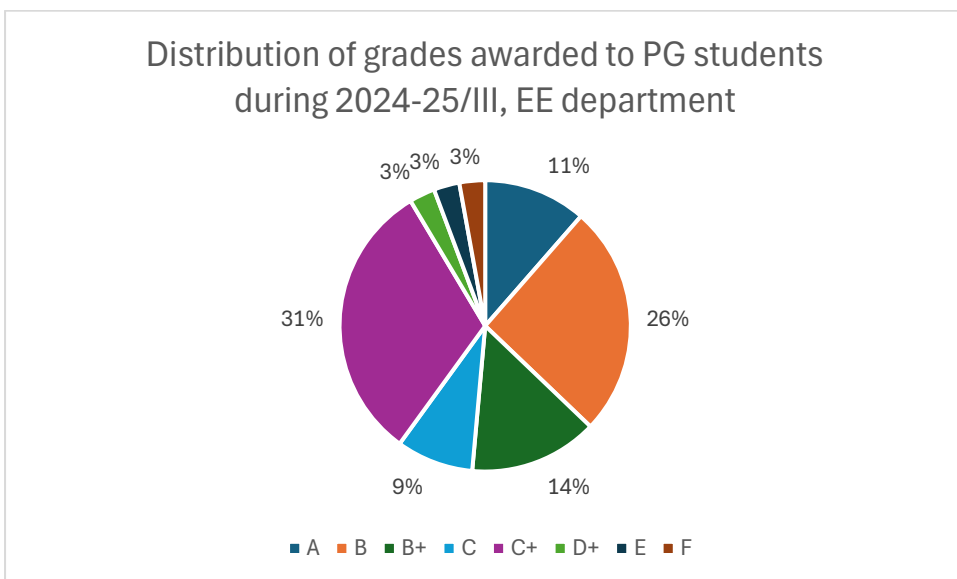


Figure 30: EE department distribution of grades awarded to PG students

Data for course numbers: EE650, EE656, EE708

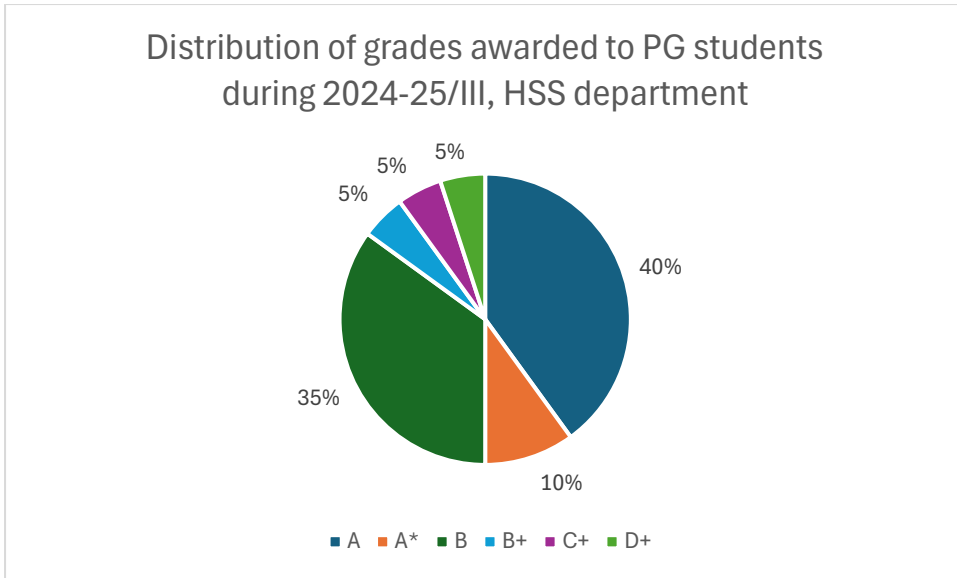


Figure 31: HSS department distribution of grades awarded to PG students

Data for course numbers: ART707, PHI443M

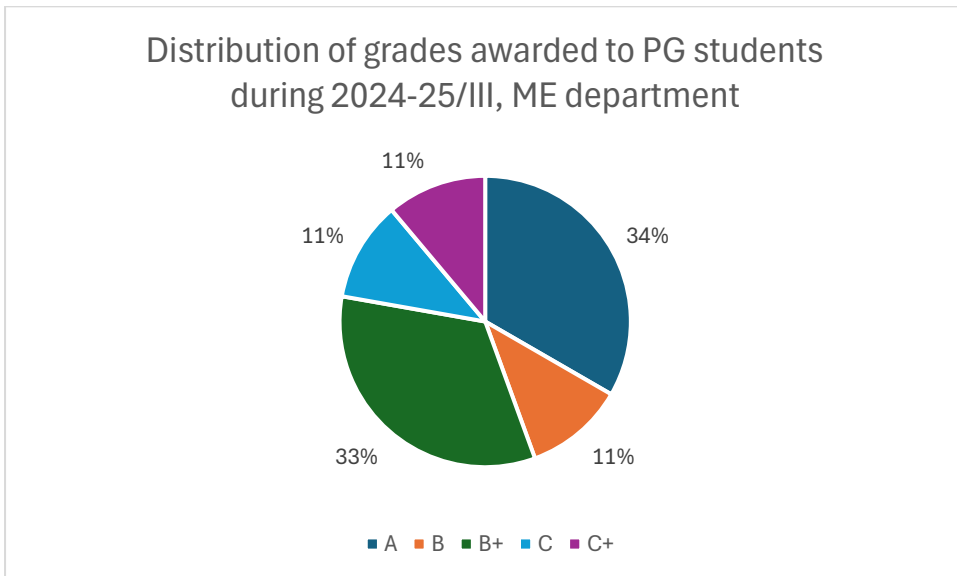


Figure 32: ME department distribution of grades awarded to PG students

Data for course numbers: ME644

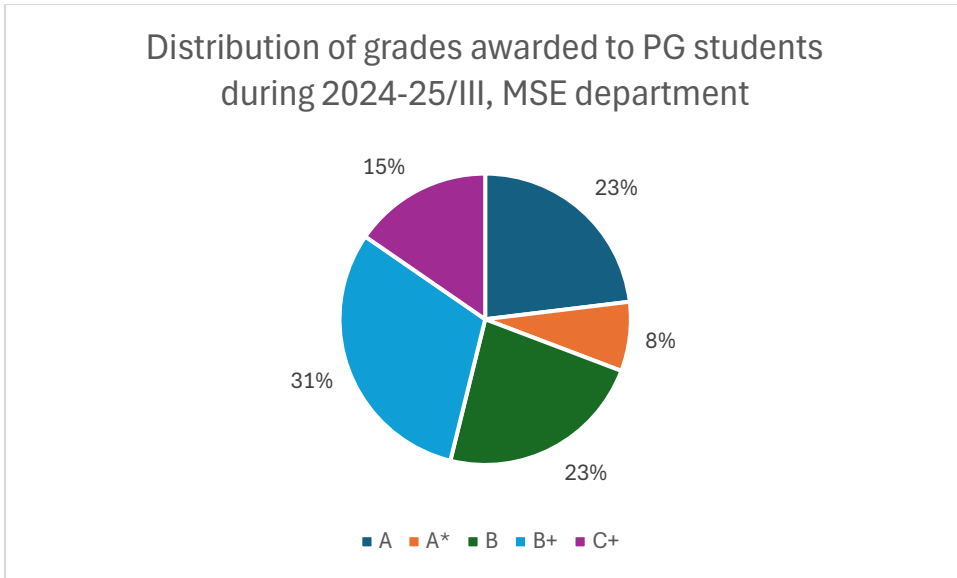


Figure 33: MSE department distribution of grades awarded to PG students

Data for course numbers: MSE661

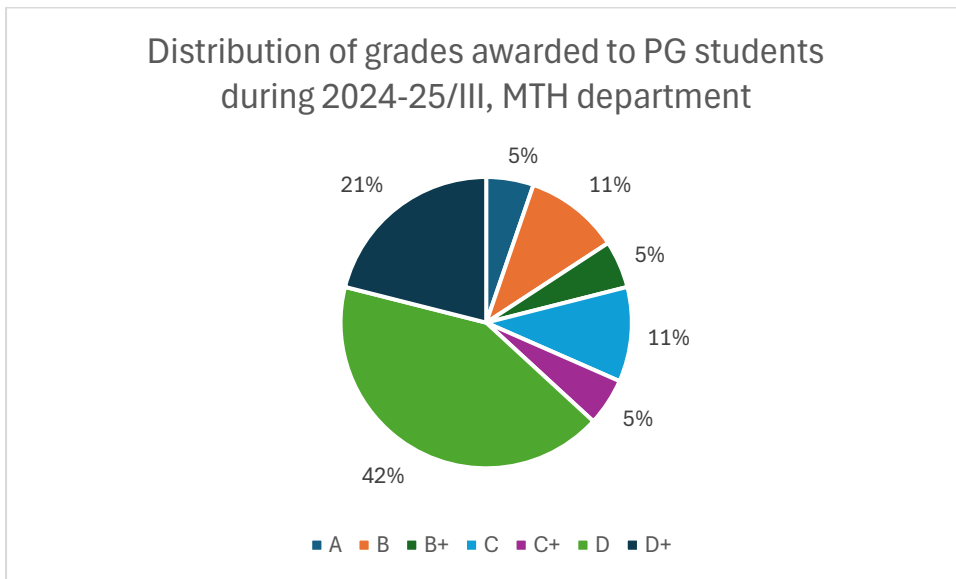


Figure 34: MTH department distribution of grades awarded to PG students

Data for course numbers: MTH204B, MTH434M

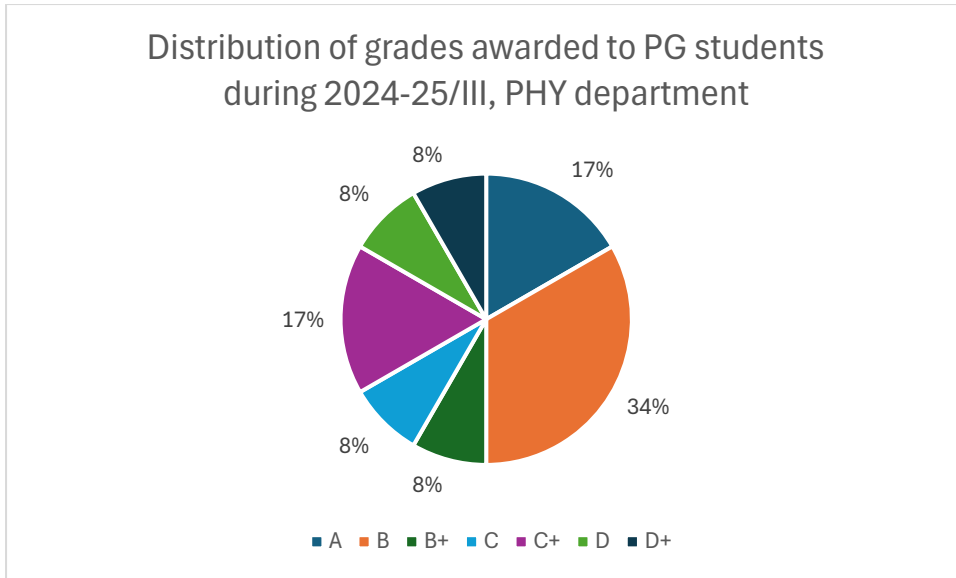


Figure 35: PHY department distribution of grades awarded to PG students

Data for course numbers: PHY625, PHY626

Annexure – 1

Average grade awarded to students across the Institute in 2023-24/III

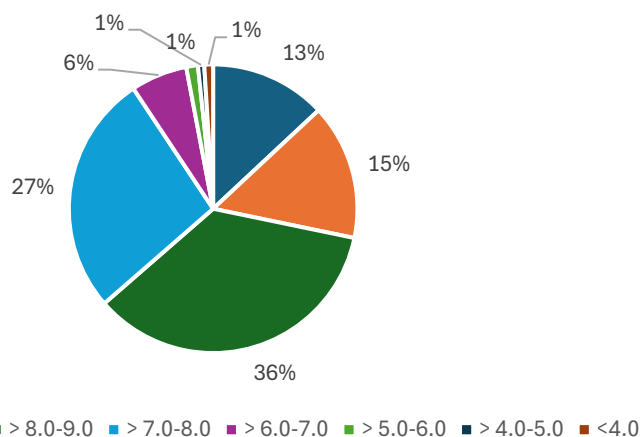
Category of Students	% of Students with different grades									
	A*	A	B	B+	C	C+	D	D+	E	F
All UG students (Including core courses)	4	20	19	19	10	12	6	5	1	4
UG students, in Core courses only	5	8	14	6	14	14	16	14	0	9
All PG Students	3	28	20	19	6	12	4	6	1	2

Annexure – 2

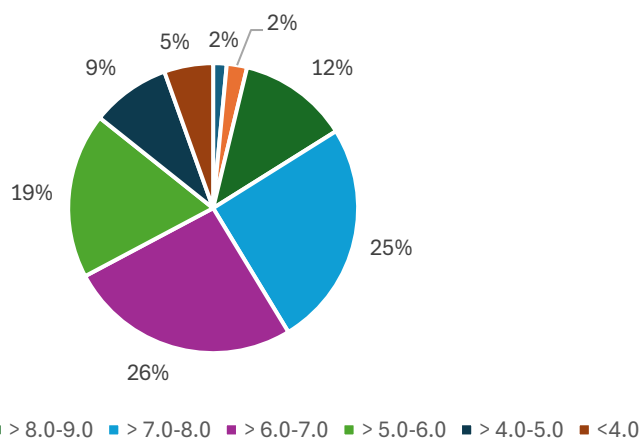
Cumulative Performance Index (CPI) Statistics of All Registered Students in 2023-24/III

Program	Total No.	> 9.5	> 9.0-9.5	> 8.0-9.0	> 7.0-8.0	> 6.0-7.0	> 5.0-6.0	> 4.0-5.0	<4.0
PG	3143	410	478	1111	851	199	41	22	31
UG	1721	26	39	212	434	446	318	152	94

CPI (Percentage) of All PG Students Registered in 2024-25 III



CPI (Percentage) of All UG Students Registered in 2024-25 III



Annexure – 3

Distribution of A, E and F grades awarded to UG students

Category of Students	Course Type	% of Students with grades		
		A & A*	E	F
UG	Institute Core	13%	0%	9%
	Department Core	28%	2%	7%

Annexure – 4

No. of courses with A & A* awarded to UG students

Range	No. of Courses	Course No.
>80%	1	CHM241
>60%-80%	1	CHM401
>40%-60%	8	AE441A, CHE352A, CHM201, CHM202, CHM242, ECO498A, EE200, ESO203
<40%-20%	13	ART707, BSE667, CE491, CGS698C, CHE643, CHM303, CS698G, CSO201, CSO203, DMS672, ECO723, EE360, ESC201
<20%	27	AE312, AE663, CE381, CE382A, CGS401, CGS622, CHE352, CHE391A, CHE631, CHE652, CHM112M, CHM113M, CS330, CS661, ECO251, ECO423, EE210, EE250, EE311, EE650, EE656, EE708, ENG122, ES392A, ESO202, ESO203A, ESO204

Annexure – 5

No. of courses with B+ awarded to UG students

Range	No. of Courses	Course No.
>80%	-	-
>60%-80%	2	BSE667, CHE652
>40%-60%	1	ESO203A
>40%-20%	15	AE663, CE491, CGS622, CHE643, CHM201, CS330, CS661, CS698G, CSO203, ECO723, EE200, EE210, EE360, EE708, ENG122

<20%	34	AE312, AE441A, ART707, CE381, CE382A, CGS401, CGS698C, CHE331, CHE352, CHE352A, CHE391A, CHE631, CHM112M, CHM113M, CHM202, CHM241, CHM242, CHM303, CHM401, CSO201, DMS672, ECO251, ECO423, ECO498A, EE250, EE311, EE650, EE656, ES392A, ESC113M, ESC201, ESO202, ESO203, ESO204
------	----	---

Annexure – 6

No. of courses with B awarded to UG students

Range	No. of Courses	Course No.
>80%	1	ES392A
>60%-80%	-	-
>40%-60%	3	CE382A, CHM202, ECO498A
>40%-20%	12	ART707, CGS698C, CHE331, CHM303, CS661, CSO203, ECO423, EE210, EE650, EE656, EE708, ENG122
<20%	36	AE312, AE441A, AE663, BSE667, CE381, CE491, CGS401, CGS622, CHE352, CHE352A, CHE391A, CHE631, CHE643, CHE652, CHM112M, CHM113M, CHM201, CHM241, CHM242, CHM401, CS330, CS698G, CSO201, DMS672, ECO251, ECO723, EE200, EE250, EE311, EE360, ESC113M, ESC201, ESO202, ESO203, ESO203A, ESO204

Annexure –7

No. of courses with A & A* awarded to PG students

Range	No. of Courses	Course No.
>80%	-	-
>60%-80%	2	CHE652, DMS797
>40%-60%	3	ART707, CGS698C, CHE643
>40%-20%	3	CGS622, CHM242, DMS672
<20%	5	AE663, CGS401, CHE631, CS661, CS698G

Annexure – 8

No. of courses with B+ awarded to PG students

Range	No. of Courses	Course No.
>80%	-	-
>60%-80%	-	-
>40%-60%	2	CGS698C, CS698G
>40%-20%	4	AE663, CS661, DMS672, DMS797
<20%	7	ART707, CGS401, CGS622, CHE631, CHE643, CHE652, CHM242

Annexure – 9

No. of courses with B awarded to PG students

Range	No. of Courses	Course No.
>80%	-	-
>60%-80%	-	-
>40%-60%	3	BSE667, CHE631, CHE643
>40%-20%	3	ART707, CHE652, CS698G
<20%	6	AE663, CGS401, CGS698C, CHM242, CS661, DMS797

Annexure – 10

No. of courses with E awarded to UG students

Range	No. of Courses	Course No.
<1%	47	AE312, AE441A, ART707, BSE667, CE381, CE382A, CE491, CGS622, CGS698C, CHE331, CHE352, CHE352A, CHE391A, CHE631, CHE643, CHE652, CHM112M, CHM113M, CHM201, CHM202, CHM241, CHM242, CHM303, CHM401, CS330, CS661, CS698G, CSO201, CSO203, DMS672, ECO251, ECO423, ECO498A, ECO723, EE200, EE210, EE311, EE360, EE656, EE708, ENG122, ES392A, ESC113M, ESC201, ESO203, ESO203A, ESO204
>1%-<5%	2	CGS401, EE650
>5%-<10%	1	ESO202
>10%-<15%	1	AE663
>15%-<20%	-	-

Annexure – 11

No. of courses with F awarded to UG students

Range	No. of Courses	Course No.
<1%	33	AE441A, BSE667, CE382A, CE491, CGS401, CGS698C, CHE331, CHE352, CHE631, CHE652, CHM112M, CHM113M, CHM201, CHM202, CHM241, CHM242, CHM401, CS330, CS661, CSO201, CSO203, ECO498A, ECO723, EE200, EE311, EE360, EE650, EE656, EE708, ENG122, ES392A, ESO203, ESO203A
>1%-<5%	4	ART707, CGS622, ECO423, EE210
>5%-<10%	5	CHE643, CHM303, CS698G, DMS672, ESC201
>10%-<15%	2	AE663, ESC113M
>15%-<20%	2	AE312, EE250