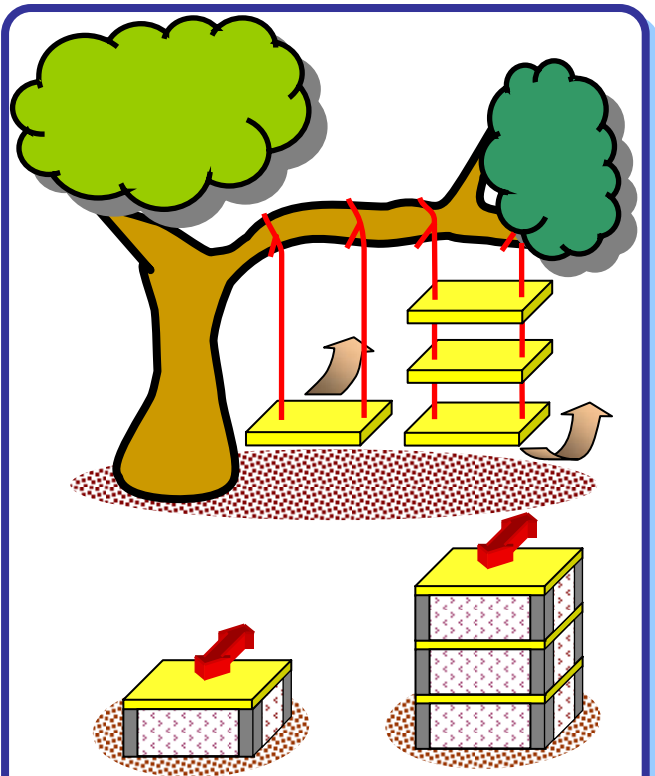


How Buildings twist during Earthquakes?

Why a Building Twists

In your childhood, you must have sat on a rope swing - a wooden cradle tied with coir ropes to the sturdy branch of an old tree. The more modern versions of these swings can be seen today in the children's parks in urban areas; they have a plastic cradle tied with steel chains to a steel framework. Consider a rope swing that is tied identically with two equal ropes. It swings equally, when you sit in the middle of the cradle. Buildings too are like these rope swings; just that they are inverted swings (Figure 1). The vertical walls and columns are like the ropes, and the floor is like the cradle. Buildings vibrate back and forth during earthquakes. Buildings with more than one storey are like rope swings with more than one cradle.



(a) Single-storey building (b) Three-storey building
Figure 1: Rope swings and buildings, both swing back-and-forth when shaken horizontally. The former are hung from the top, while the latter are raised from the ground.

Thus, if you see from sky, a building with identical vertical members and that are uniformly placed in the two horizontal directions, when shaken at its base in a certain direction, swings back and forth such that all points on the floor move horizontally by the same amount in the direction in which it is shaken (Figure 2).

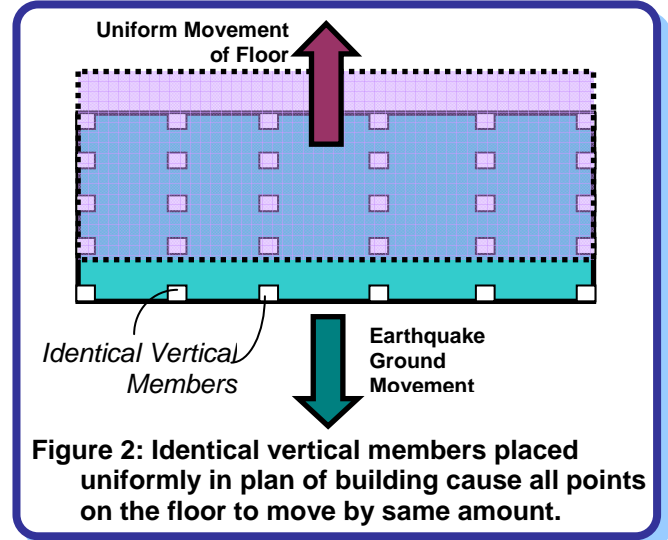


Figure 2: Identical vertical members placed uniformly in plan of building cause all points on the floor to move by same amount.

Again, let us go back to the rope swings on the tree: if you sit at one end of the cradle, it *twists* (i.e., moves more on the side you are sitting). This also happens sometimes when more of your friends bunch together and sit on one side of the swing. Likewise, if the mass on the floor of a building is more on one side (for instance, one side of a building may have a storage or a library), then that side of the building moves more under ground movement (Figure 3). This building moves such that its floors displace horizontally as well as rotate.

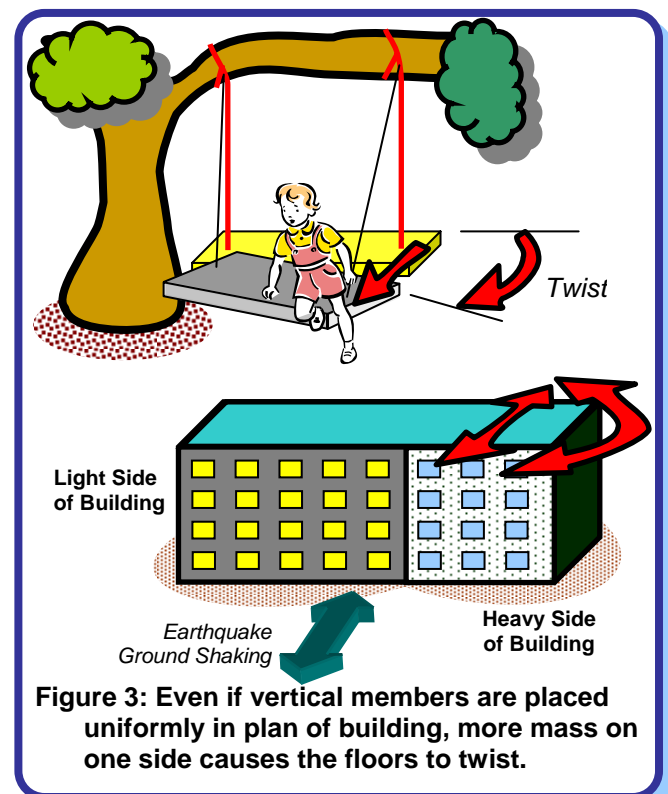
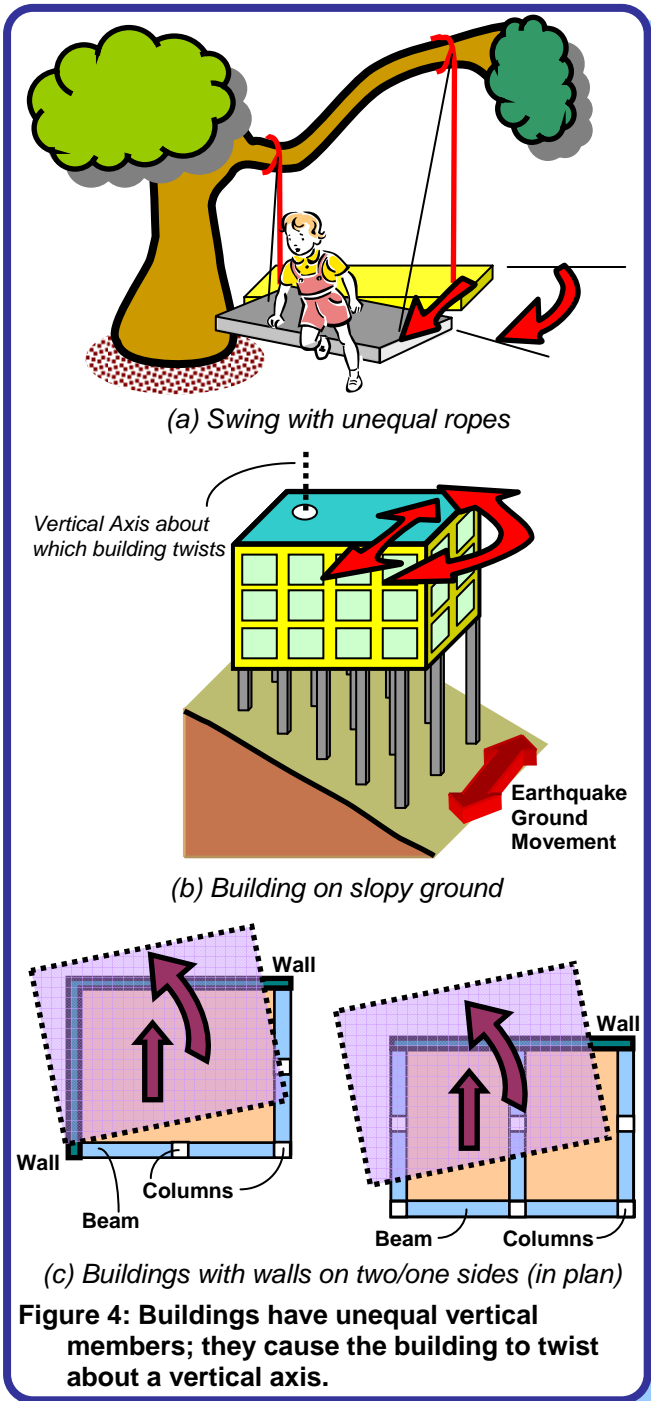


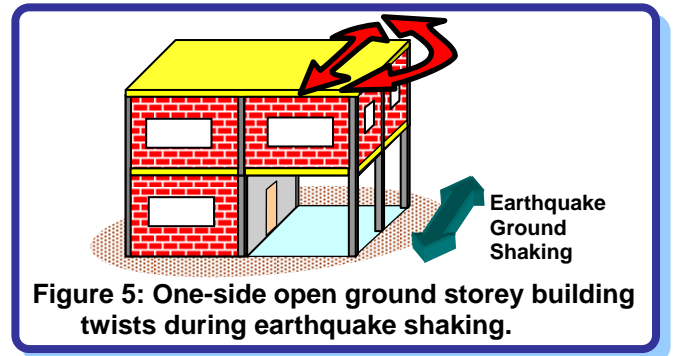
Figure 3: Even if vertical members are placed uniformly in plan of building, more mass on one side causes the floors to twist.

How Buildings twist during Earthquakes?

Once more, let us consider the rope swing on the tree. This time let the two ropes with which the cradle is tied to the branch of the tree be different in length. Such a swing also *twists* even if you sit in the middle (Figure 4a). Similarly, in buildings with unequal structural members (*i.e.*, frames and/or walls) also the floors twist about a vertical axis (Figure 4b) and displace horizontally. Likewise, buildings, which have walls only on two sides (or one side) and flexible frames along the other, twist when shaken at the ground level (Figure 4c).

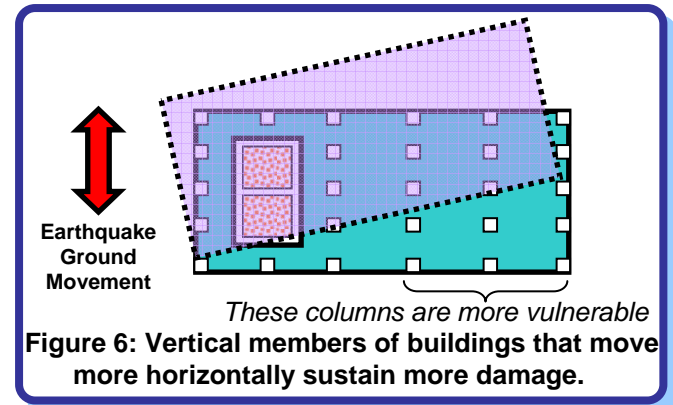


Buildings that are irregular shapes in plan tend to twist under earthquake shaking. For example, in a propped overhanging building (Figure 5), the overhanging portion swings on the relatively slender columns under it. The floors twist and displace horizontally.



What Twist does to Building Members

Twist in buildings, called *torsion* by engineers, makes different portions at the same floor level to move horizontally by different amounts. This induces more damage in the frames and walls on the side that moves more (Figure 6). Many buildings have been severely affected by this excessive torsional behaviour during past earthquakes. It is best to minimize (if not completely avoid) this twist by ensuring that buildings have symmetry in plan (*i.e.*, uniformly distributed mass and uniformly placed lateral load resisting systems). If this twist cannot be avoided, special calculations need to be done to account for this additional shear forces in the design of buildings; the Indian seismic code (IS 1893, 2002) has provisions for such calculations. But, for sure, buildings with twist will perform poorly during strong earthquake shaking.



Reading Material

Arnold,C., and Reitherman,R., (1982), *Building Configuration and Seismic Design*, John Wiley, USA
 Lagorio,H,J, (1990), *EARTHQUAKES An Architect’s Guide to Non-Structural Seismic Hazard*, John Wiley & Sons, Inc., USA

Authored by:
 C.V.R.Murty
 Indian Institute of Technology Kanpur
 Kanpur, India
 Sponsored by:
 Building Materials and Technology Promotion
 Council, New Delhi, India

This release is a property of IIT Kanpur and BMTPC New Delhi. It may be reproduced without changing its contents and with due acknowledgement. Suggestions/comments may be sent to: nicee@iitk.ac.in. Visit www.nicee.org or www.bmtpc.org, to see previous IITK-BMTPC Earthquake Tips.