



Online payments
through
SBI Collect



Step – 1

State Bank of India
https://www.onlinesbi.com



Exit

State Bank Collect State Bank MOPS

You are here: State Bank Collect > State Bank Collect

State Bank Collect
Reprint Remittance Form
Payment History


State Bank Collect 20-Sep-2018 [01:58 PM IST]

Select State and Type of Corporate / Institution

State of Corporate/Institution * --Select State--

Type of Corporate/Institution * --Select Type--

Go

 Mandatory fields are marked with an asterisk (*)
State Bank Collect is a unique service for paying online to educational institutions, temples, charities and/or any other corporates/institutions who maintain their accounts with the Bank.

Step – 2

The screenshot shows the State Bank of India (SBI) online portal. The browser address bar displays "State Bank of India" and the URL "https://www.onlinesbi.com". The SBI logo is prominently displayed at the top. Below the logo, there are navigation tabs for "State Bank Collect" (which is active) and "State Bank MOPS". The breadcrumb trail indicates the user is in "State Bank Collect > State Bank Collect". On the left, a sidebar menu lists "State Bank Collect", "Reprint Remittance Form", and "Payment History". The main content area is titled "State Bank Collect" and shows a form to "Select State and Type of Corporate / Institution". The form has two dropdown menus: "State of Corporate/Institution *" with "Uttar Pradesh" selected, and "Type of Corporate/Institution *" with "Educational Institutions" selected. A "Go" button is located below the second dropdown. The date and time "20-Sep-2018 [01:58 PM IST]" are displayed in the top right corner of the main content area. At the bottom, there is a note with a document icon stating that mandatory fields are marked with an asterisk and that State Bank Collect is a unique service for paying online to educational institutions, temples, charities, and other corporates/institutions who maintain their accounts with the Bank.

State Bank of India
https://www.onlinesbi.com

SBI

Exit

State Bank Collect State Bank MOPS

You are here: State Bank Collect > State Bank Collect

▶ State Bank Collect
Reprint Remittance Form
Payment History

State Bank Collect 20-Sep-2018 [01:58 PM IST]

Select State and Type of Corporate / Institution

State of Corporate/Institution * Uttar Pradesh ▼


Type of Corporate/Institution * Educational Institutions ▼

Go

Mandatory fields are marked with an asterisk (*)
State Bank Collect is a unique service for paying online to educational institutions, temples, charities and/or any other corporates/institutions who maintain their accounts with the Bank.

Step – 3

State Bank of India
https://www.onlinesbi.com



Exit

State Bank Collect State Bank MOPS

You are here: State Bank Collect > [State Bank Collect](#)


▶ State Bank Collect
Reprint Remittance Form
Payment History

State Bank Collect 20-Sep-2018 [01:59 PM IST]

Select from Educational Institutions *


Educational Institutions Name --Select Educational Institutions--

Submit Back

 Mandatory fields are marked with an asterisk (*)

Step – 4

State Bank of India
https://www.onlinesbi.com



Exit

State Bank Collect State Bank MOPS


You are here: State Bank Collect > [State Bank Collect](#)

State Bank Collect 20-Sep-2018 [01:59 PM IST]

Select from Educational Institutions *

Educational Institutions Name INDIAN INSTITUTE OF TECHNOLOGY, KANPUR

Submit Back

 Mandatory fields are marked with an asterisk (*)

Step – 5



Exit

State Bank Collect

State Bank MOPS

You are here: State Bank Collect > [State Bank Collect](#)

▶ State Bank Collect

Reprint Remittance Form
Payment History

State Bank Collect

20-Sep-2018 [02:01 PM IST]



INDIAN INSTITUTE OF TECHNOLOGY, KANPUR

G T ROAD, KALYANPUR, , KANPUR-208016

Provide details of payment



Select Payment Category *

--Select Category--



- ❖ Mandatory fields are marked with an asterisk (*)
- ❖ The payment structure document if available will contain detailed instructions about the online payment process.
- ❖ Date specified(if any) should be in the format of 'ddmmyyy'. Eg., 02082008


Step – 6

 State Bank Collect State Bank MOPS  Exit

You are here: State Bank Collect > [State Bank Collect](#)

State Bank Collect 20-Sep-2018 02:01 PM IST

State Bank Collect
Reprint Remittance Form
Payment History

 **INDIAN INSTITUTE OF TECHNOLOGY, KANPUR**
G T ROAD, KALYANPUR, , KANPUR-208016

Provide details of payment

Select Payment Category *

COURSE CODE *

COURSE TITLE *

COURSE DURATION FROM *

COURSE DURATION TO *

PARTICIPANT CATEGORY *

NAME OF PARTICIPANT *

NAME OF INSTITUTE/ ORGANISATION *

COURSE FEE *

Remarks

*** PLEASE MENTION THE RECEIPT NO FOR FUTURE REFERENCE AND ALSO EMAIL A COPY OF THE RECEIPT TO QIP@IITK.AC.IN**


Please enter your Name, Date of Birth (For Personal Banking) / Incorporation (For Corporate Banking) & Mobile Number. This is required to reprint your e-receipt / remittance(PAP) form, if the need arises.

Name *

Date of Birth / Incorporation*


Mobile Number *

Enter the text as shown in the image *



- Mandatory fields are marked with an asterisk (*)
- The payment structure document if available will contain detailed instructions about the online payment process.
- Date specified (if any) should be in the format of 'ddmmyyyy'. Eg., 02082008

Step – 7



<https://www.onlinesbi.com/sbicollect/icollecthome.htm>