

INDIAN INSTITUTE OF TECHNOLOGY KANPUR



ANNUAL ACCOUNTS
FOR THE FINANCIAL YEAR 2013-2014

CONTENTS

Sl.No.		Page No.
1	Significant Accounting Policies & Notes on Accounts	1-7
2	Balance Sheet	
	Institute Account (A/c-I)	8
	Provident Fund Account	9
	Hall Management Account	10
3	Income and Expenditure Accounts	
	Institute Account (A/c-I)	11-12
	Account - II	13
	Research & Development Account	14
	JEE Account	15
	GATE Account	16
	JAM	17
	Deans Capital Fund Account	18
	Student Gymkhana Account	19
	Visitors Hostel Account	20
	Campus School	21
	Petrol Pump	22
	New Pension Account	23
	Hall Management Account	24
	Fund Hall Management	25
	Pension Hall Management	26

Sl.No.		Page No.
4	Receipt and Payment Accounts	
	Institute Account (A/c-I)	27-28
	Account - II	29
	Endowment Fund Account	31
	JEE Account	32
	GATE Account	33
	JAM	34
	Deans Capital Fund Account	35
	Student Gymkhana Account	36
	Visitors Hostel Account	37
	Campus School	38
	Petrol Pump	39
	PRMS Account	40
	Provident Fund Account	41
	New Pension Scheme Account	42
	Hall Management Account	43
	Fund Hall Management	44
	Pension Hall Management	45
5	Schedules of Balance Sheet	
	3 (A) Corpus/ Capital Fund	46
	3 (B) Corpus/ Capital Fund - Other Departments	47
	3 (C) Corpus/ Capital Fund	47
	4 - Reserves and Surplus - Institute Account	48
	5 - Earmarked/ Endowment Funds	49
	6 - Current liabilities and Deposits	50-52
	7 - Fixed Assests	53-54
	8 - Investments from Earmarked/ Endowment Funds	55
	9 - Investments (Institute)	55
	10&10(a) - Current Assets, Loans, Advances etc. - Institute	56-61

Sl.No.		Page No.
6	Schedules of Income & Expenditure Account and Receipt and Payment Account	
	11 - Other Income	62
	12 - Details of Expenditure & Advances in 11 items as prescribed by MHRD (Government of India)	63-66
	13 - Expenditure against Plan Grant	67
	14 - Student Fee Transferable	68
	15 - Other Receipts Transferable	69
	16 - Other Payments Transferable	70
7	Utilization Certificates	
	Non-Plan	71
	Normal Plan	72

SIGNIFICANT ACCOUNTING POLICIES

AND

NOTES ON ACCOUNTS

INDIAN INSTITUTE OF TECHNOLOGY KANPUR
SIGNIFICANT ACCOUNTING POLICIES

SCHEDULE - 1

GENERAL

The Financial Statement are prepared in three parts i.e. (i) Receipts and Payments Account, (ii) Income and Expenditure Account and (iii) Balance sheet along with other twelve subsidiary accounts of the Institute. The financial statements of Hall Management and Provident Fund have been prepared separately and these do not form part of the consolidated Balance Sheet of the Institute.

The Annual Accounts of the Institute are prepared on the revised 'Form of Financial Statements for the Central Autonomous Bodies' (Non-Profit Organizations and Similar Institutions) which is suggested by the Ministry of Human Resource Development, Department of Secondary Education & Higher Education, Government of India, Shastri Bhawan, New Delhi vide D.O. No.2892/JS&FA(HRD)/3/2002 dated 15th March, 2002.

SIGNIFICANT ACCOUNTING POLICIES

The Significant Accounting Policies adopted in the preparation of Annual Accounts of the Institute are as follows:

1. **Accounting Convention:**

The Annual Accounts are prepared under the historic cost convention and ongoing concern concept, unless otherwise stated, and on Accrual Method of Accounting so far as accounts of Account – I are concerned, and on Cash Basis so far as accounts of other subsidiaries are concerned.

2. **Revenue Recognition:**

- (i) The Institute is funded by the Ministry of Human Resource & Development (MHRD), Govt. of India. The government releases the Grant-in-Aid under two major heads i.e. PLAN and NON-PLAN. Grant-in-aid from Government of India is accounted for in the same financial year for which it is sanctioned by the MHRD, Government of India.
- (ii) The Institute, by way of its own nature/character, generates internal income. The major sources are various fees realized from students, interest earned on investments, consultancy and testing fees and other miscellaneous income. Fee from Students, Sale of Admission forms and realization against discarded/writtenoff assets are accounted for on Cash Basis.
- (iii) Interest on Investments and Interest on Savings Bank Accounts are accounted for on Cash Basis.
- (iv) Interest on interest bearing advances to staff for house building, vehicles and computers are accounted for on accrual basis in the year of advance even though the actual recovery of interest in case of house building advances starts after full repayment of principal amount.

3. **Fixed Asset & Depreciation:**

- (i) Fixed assets in case of assets belonging to Account – I are stated at cost of acquisition less accumulated depreciation thereon & impairment loss, if any, and in case of other subsidiary accounts at cost of acquisition. The cost includes inward freight, customs duty, installation charges and other directly attributable expenses related to their acquisition, installation and commissioning as per Rule 292 (1) (a) of GFR.

- (ii) Assets acquired / created out of Funds of Sponsored Projects are disclosed as Fixed Assets of the Institute created by credit to Capital Fund. These assets are disclosed separately as these remain the property of the Project Sponsoring Agencies.
- (iii) The assets which are unserviceable, condemned or out of use are written-off as per the provision given in Rule-124 of General Financial Rules (GFR). Such written-off is given effect in the Balance Sheet only after the issue of final order by the competent authority of the Institute.
- (iv) Fixed assets belonging to Account – I are depreciated up to 95% of their book value and thereafter continue to be shown at 5% of its book value.
- (v) Additions to leased lines during a year are fully expensed in the immediate subsequent year.
- (vi) Assets received as free gifts are valued at landed cost and merged with other fixed assets of the Institute by credit to Capital Fund. These are also depreciated at rates provided in the Accounting Policy.
- (vii) Periodicals and Journals are depreciated with effect from subsequent year from the year of their addition.
- (viii) Fixed assets belonging to Account – I have been depreciated adopting Straight Line Method on pro-rata basis at rates as under duly approved by BOG in their meeting held on 19.08.2011:

TYPE OF ASSET	RATE OF ANNUAL DEPRECIATION
Building	2%
Equipments	9.5%
Computers	19.5%
Furniture & Fixtures	9.5%
Library Books	9.5%
e-Journals	19.5%
Vehicles	9.5%
Periodicals & Journals	9.5%
Other Assets	9.5%

4. **Capital Work-in-Progress:**

Deposit works are accounted for as Capital Work-in-Progress on the basis of statements received from Institute Works Department (IWD)/other departments. These are valued at cost on FIFO method. Running bills of contractors are also accounted for as Capital Work-in-Progress till completion. No depreciation is charged on capital work in progress. Secured advances and mobilization advances being in the nature of advances are disclosed separately under the head Loans & Advances.

5. **Inventories:**

- (i) Closing stock with Petrol Pump is accounted for at cost on FIFO method.
- (ii) Expenditure on purchase of consumables, glass wares, publications, stationery and other stores items is recognized as revenue expenditure and as such stocks of same, if any, at the close of the financial year are taken as nil.

6. **Retirement Benefits:**

- (i) Retirement Benefits e.g. Pension, Gratuity and Leave Encashment are provided for on the basis of actuarial valuation.
- (ii) Pension and gratuity received from previous employers of present employees of the Institute who have been absorbed in the Institute is credited to Institute account and full value of liability is recognized on accrual basis.

7. **Investments:**

Investments represent amount held in the form of fixed deposit with banks as per the guidelines issued by Government of India / Reserve Bank of India. No investments are made by the Institute in tradable securities. The investments are valued at cost.

8. **Corpus/Capital Fund:**

Corpus/Capital Fund is created to the extent of fixed assets capitalized during the year. Accumulated depreciation is deducted from this fund. Adjustments on account of observations relating to previous year are routed through Corpus/Capital Fund Account.

9. **Reserves & Surplus:**

Excess of Income over Expenditure or vice-versa of various subsidiaries of the Institute is treated as addition to / reduction from Reserves and Surplus.

10. **Earmarked / Endowment Funds :**

With the approval of Board of Governors, the Institute has created the following long-term funds as earmarked for specific purpose:

- a) Designated donations
- b) Medical emergency funds
- c) Funds for promotional activities
- d) R&D savings
- e) Other general funds.

These funds are utilized as per the recommendations of Management Committee of Endowment Fund from time to time duly approved by BOG. The balance is invested separately in fixed deposits with banks and other financial institutions. Income from interest on such investments is ploughed back and credited to Earmarked Funds.

11. **Foreign Currency Transactions:**

Foreign Currency Transactions are accounted for at the rate of exchange prevailing on the dates of such transactions. However, donated imported assets are recognized at exchange rate prevailing at the end of the financial year.

12. **Provisions:**


All known liabilities recognized up to the date of finalization of accounts exceeding Rs. 100,000.00 are provided for.

13. **Income Tax:**


The Institute is exempt from Income Tax as per the Provisions of Section 10(23C) (iii) (ab) of the Income Tax Act 1961. Therefore, no provision for Income Tax is made.

14. **Purchase procedure through Institute's Stores & Purchase Unit:**


Payments made/cheques issued for purchase of consumable and non-consumable stocks against the confirmed Purchase Orders released by Institute's Stores and Purchase Unit are treated as final expenditure; however, advances outstanding as at the close of the financial year are disclosed separately in the Balance Sheet. When the purchases have not materialized due to any reason, the cheques issued against such Purchase Orders are treated as cancelled and taken into Accounts as 'Refunds.'



ASTT. REGISTRAR (F&A)



SR. DY. REGISTRAR (F&A)



FINANCE OFFICER

INDIAN INSTITUTE OF TECHNOLOGY KANPUR
NOTES ON THE ACCOUNTS

SCHEDULE - 2

1. The Receipts and Payments Account is prepared on direct method, from trial balance, incorporating gross receipts and gross payments during the year.
2. The Income & Expenditure Account and Balance Sheet have been drawn from Receipts & Payments Account dully accounting for all known liabilities, advances and provisions as at the end of the accounting year.
3. There is no decline in the present value of future services to be rendered by the fixed assets.
4. There is no fall in the serviceability of the fixed assets shown in the books.
5. **Receipts/ Income:**
 - (i) The grant-in-aid received from the MHRD, Govt. of India during the financial year 2013-14 under Non-plan for recurring expenditure is Rs. 14586.00 lakh (Previous year Rs. 16965.00 lakh).
 - (ii) The grant-in-aid received from the MHRD, Govt. of India during the financial year 2013-14 under Normal Plan is Rs. 26000.00 lakh (Previous year Rs. 16380.00 lakh). Out of this Rs. 4400.00 lakh (Previous year Rs. 3000.00 lakh) is for recurring expenditure.
 - (iii) The Internal income during the year is divided into three parts : (i) Student Fee (ii) Interest earned on Bank Balances and (iii) Other Income which includes auction money, other administrative receipts etc.
 - (iv) The total receipts of the Institute under Non-Plan during the financial year 2013-14 are Rs. 21814.24 lakh (Non-Plan Grant from MHRD in the current year : Rs.14586.00 lakh, Internal Income in the current year : Rs. 5904.88 lakh and Rs. 1323.36 lakh out of unspent grant of previous year).
6. **Payments/Expenditure:**
 - (i) Total Non-Plan expenditure during the financial year 2013-14 amounting to Rs. 22145.16 lakh has been divided into ten major budget heads as prescribed by MHRD, Government of India.
 - (ii) The total plan expenditure during the financial year 2013-14 is Rs. 26098.49 lakh

7. Other Subsidiary Accounts:

Other subsidiary Accounts, which are twelve in number, have been separately attached with the main Institute Account. These Accounts are: Sponsored Project A/c (called Account – II), R&D Fund A/c, Endowment Fund A/c, Deans Capital Fund, Student Gymkhana A/c, JEE A/c, GATE A/c, JAM A/c, Visitors' Hostel A/c, Campus School A/c, Petrol Pump A/c and PRMS A/c. These Accounts have separate bank accounts and have been shown separately in the Balance Sheet of the Institute.

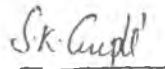
The Accounts of the Provident Fund, Hall Management, Fund Hall Management and Pension Hall Management have been shown separately, which do not form part of consolidated Balance Sheet of the Institute.

On the advice of AGUP accounts of New Pension Scheme have been merged with the accounts of the Institute.


8. There are no losses on account of flood, fire or other casualty.
9. Previous years' Figures have been regrouped / re-arranged wherever required to make them comparable with the current financial years' figures.
10. The Board of Governors of the Institute at their 3rd Meeting of 2011 held on August 19, 2011 decided in principle to switch over from cash system of accounting to accrual system of accounting. The accounts of Account – I were switched over from cash system of accounting to accrual system of accounting last year. The switch over process in respect of other subsidiaries is under progress.
11. Provision in respect of retirement benefits (gratuity, leave and pension) has been made on the basis of actuarial valuation. Since these retirement benefits are reimbursed by GOI on the basis of actual payment, equivalent amount has been shown as amount receivable from GOI.
12. Audit Para(s) on previous year financial accounts:
 - Para A.1 (a&b) - Depreciation on Fixed Assets: In Schedule 5 Column No. 2 under the head Depreciation the word "On addition during the year" has been wrongly typed. It is actually "For the year" as it contains depreciation on all assets for the year and not only on additions during the year.
 - Para A.2 (a) – Depreciation on Fixed Assets created out of grants: Reference is made to para 10 above, wherein it has been described that switch over process from cash system to accrual system in respect of other subsidiaries is under progress. Depreciation is also proposed to be applied from the year in which these subsidiary accounts are switch over from cash system to accrual system.
 - Para A.2 (b) – Capital WIP: From the current financial year the same has been disclosed as advised by the Audit. As regards transfer of Rs. 14.29 crore from Capital WIP to Land IET, it has been correctly disclosed as out of this amount Rs. 11.72 crore was cost of land and Rs. 2.57 crore was advance lease rent which is being amortized over period of lease hold rights.

- Para A.2 (c) – Creation of Depreciation Reserve Fund: The Institute is creating assets out of Plan Grants being received from MHRD, GOI. In case depreciation fund is created and similar amount is invested, it will require additional plan funds from MHRD, GOI. However, MHRD, GOI may not provide additional funds for the same as it is providing funds from year to year for creation of assets.
- Para A.2 (d) – Depreciation of Periodicals & Journals: As advised by the AGUP, depreciation has been applied on Periodicals & Journals w.e.f. their date of addition.
- Para A.2 (e) – Wrong disclosure of Rs. 1.51 crores in Schedule 5: Due to typing error this figure was advertently written. The same has been rectified in the current year.

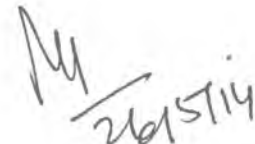
13. Schedules 1 to 16 and Receipts and Payments Accounts form an integral part of accounts.



ASTT. REGISTRAR (F&A)



SR. DY. REGISTRAR (F&A)



FINANCE OFFICER

BALANCE SHEETS

AS ON

31ST MARCH 2014

FORM OF FINANCIAL STATEMENTS (NON-PROFIT ORGANISATIONS)
NAME OF ENTITY: INDIAN INSTITUTE OF TECHNOLOGY KANPUR

BALANCE SHEET AS AT 31ST MARCH '2014

(Amount-₹)

CORPUS/ CAPITAL FUND AND LIABILITIES	SCHEDULE	CURRENT YEAR	PREVIOUS YEAR
Corpus/ Capital Fund	3	12,073,627,026	2,570,219,682
Reserves & Surplus	4	887,721,260	731,320,178
Earmarked/ Endowment Funds	5	2,250,825,874	2,313,810,109
Current Liabilities and Provisions	6	10,283,252,646	9,426,303,593
TOTAL		25,495,426,806	15,041,653,562
ASSETS			
Fixed Assets	7	11,499,168,396	9,915,064,807
Investments - From Earmarked/ Endowment Funds	8	2,209,587,000	2,132,737,000
Investments - Others	9	1,635,576,563	1,435,076,563
Current Assets, Loans & Advances	10	10,151,094,847	1,558,775,192
TOTAL		25,495,426,806	15,041,653,562
Significant Accounting Policies	1		
Notes on Accounts	2		

S.K. Gupta
 ASTT. REGISTRAR (F&A)

Arun
 SR. DY. REGISTRAR (F&A)

M
 26/5/14
 FINANCE OFFICER

Shi...
 26.5.14
 DY. DIRECTOR

Inde...
 DIRECTOR

8

26.5.14

FORM OF FINANCIAL STATEMENTS (NON-PROFIT ORGANISATIONS)
NAME OF ENTITY: PROVIDENT FUND INDIAN INSTITUTE OF TECHNOLOGY KANPUR

BALANCE SHEET OF PROVIDENT FUND AS AT 31ST MARCH' 2014

(Amount-₹)

CORPUS/ CAPITAL FUND AND LIABILITIES	CURRENT YEAR		PREVIOUS YEAR
Reserves towards CPF/GPF			
Opening Balance as per previous year Balance Sheet	136,392,632		
Add : For the year	17,685,721	154,078,353	136,392,632
Liability towards CPF/GPF			
Opening Balance as per previous year Balance Sheet	902,694,136		
Add: By Adjustment	70,682,687		
Less: Bank Charges	320		
Add: Deposits & Refunds	138,027,111		
Add: Interest	727,592		
Add: Institute Contribution	1,859,941		
	1,113,991,147		
Less : Withdrawals/Advances/Final Payments	174,832,544		
Closing Balance	939,158,603	939,158,603	902,694,136
TOTAL		1,093,236,956	1,039,086,768
ASSETS			
Investments			
Investment as per Last year Balance Sheet	1,014,901,933		
Add: Investment During the Year	157,500,000		
Less: Encashed During the Current Year	90,000,000		
Closing Balance	1,082,401,933	1,082,401,933	1,014,901,933
Bank Balance			
Balance With Bank		10,835,023	24,184,835
TOTAL		1,093,236,956	1,039,086,768

S.K. Gupta
ASTT. REGISTRAR (F&A)

Ashu
SR. DY. REGISTRAR (F&A)

M. 26/5/14
FINANCE OFFICER

Shi-mb 26.5.14
DY. DIRECTOR

[Signature]
DIRECTOR 9 *26.5.14*

**FORM OF FINANCIAL STATEMENTS (NON-PROFIT ORGANISATIONS),
NAME OF ACCOUNT: HALL MANAGEMENT ACCOUNT, I.I.T. KANPUR**

BALANCE SHEET AS AT 31ST' MARCH' 2014

(Amount-₹)

CORPUS/CAPITAL FUND & LIABILITIES	CURRENT YEAR		PREVIOUS YEAR
RESERVES & SURPLUS			
Hall Management			
Opening Balance as at 01.04.2013	(5,032,510)		
Add : C/F from Income & Expenditure Account	1,548,344	(3,484,166)	(5,032,510)
Fund Hall Management			
Opening Balance as at 01.04.2013	25,968,623		
Add : C/F from Income & Expenditure Account	1,841,234	27,809,857	25,968,623
Pension Hall Management			
Opening Balance as at 01.04.2013	1,915,044		
Add : C/F from Income & Expenditure Account	(342,556)	1,572,488	1,915,044
Current Liabilities (Hall Management)			
Opening Balance as at 01.04.2013	7,800,000		
Add : Amount Received from GSLI	600,075		
Add : Security Deposit Received (Contractor)	1,500,000		
Less : Security Deposit Paid (Contractor)	2,558,357	7,341,718	7,800,000
TOTAL		33,239,897	30,651,157
ASSETS			
Investments (Fund Hall Management)			
Opening Balance as at 01.04.2013	20,478,792		
Add : Made during the year	19,636,245		
Less : Encashed during the year	17,598,176	22,516,861	20,478,792
Current Assets			
Bank Balances			
Hall Management	1,367,028		
Pension Hall Management	1,572,488		
Fund Hall Management	5,292,996	8,232,512	7,737,263
TDR Kept as Security Money (Contractor)		2,100,000	2,100,000
Advances			
Opening Balance as at 01.04.2013	335,102		
Add : During the year	842,950		
Less : Refund/Adjustment during the year	787,528	390,524	335,102
TOTAL		33,239,897	30,651,157

S.K. Gupta
ASTT. REGISTRAR (F&A)

Arora
SR. DY. REGISTRAR (F&A)

M
26/5/14
FINANCE OFFICER

Sharma
26.5.14
DY. DIRECTOR

I. K. D.
26.5.14
DIRECTOR

INCOME AND EXPENDITURE ACCOUNTS

FOR THE FINANCIAL YEAR

2013 - 2014

FORM OF FINANCIAL STATEMENTS (NON-PROFIT ORGANISATIONS)
NAME OF ENTITY: INDIAN INSTITUTE OF TECHNOLOGY KANPUR

INCOME & EXPENDITURE ACCOUNT FOR THE YEAR ENDED 31ST MARCH' 2014

(Amount-₹)

INCOME	SCHEDULE	CURRENT YEAR	PREVIOUS YEAR
Grants-in-Aid from MHRD (Non Plan)		1,590,935,513	1,696,500,000
Grants-in-Aid from MHRD (Normal Plan - General - Object Head 31)		440,000,000	-
Funds from Endowment for Non-Plan Activity		55,150,005	-
Student Fees		319,209,437	266,412,328
Interest Earned on Bank Balances		34,357,739	6,984,870
Other Income	11	99,042,005	133,067,986
Excess Provision written back		3,681	
R&D Savings		82,728,526	6,600,096
Amount receivable from GOI against Retirement Benefits		834,107,561	
Deferred Revenue Income		850,270,612	266,342,451
Interest Accrued on Staff Loans		385,849	20,083,015
TOTAL (A)		4,306,190,928	2,395,990,746
EXPENDITURE			
Details of Expenditure in 11 Items as prescribed by MHRD, GOI			
1) Establishment Expenses (Pay and Allowances)		1,006,403,047	1,026,470,489
2) Retirement Benefits		1,335,134,430	646,347,924
3) Administrative Expenses		42,769,706	35,867,571
4) Departmental Expenses including Laboratories		102,205,324	86,044,061
5) Computing Facilities		21,593,159	10,996,179
6) Student Support Services		9,055,282	6,366,511
7) Transport Subsidy		4,558,724	4,361,306
8) Hall Payments (Subsidy to Halls/Mess Charges)		130,386,058	115,677,945
9) House Keeping & Maintenance		176,006,547	119,049,657
10) Water & Electricity		279,526,110	185,255,377
11) Students Scholarship/ Assistanceship		269,958,734	235,338,956

S.K. Gupta
ASTT. REGISTRAR (F&A)

[Signature]
SR. DY. REGISTRAR (F&A)

[Signature]
FINANCE OFFICER

[Signature]
DY. DIRECTOR

[Signature]
DIRECTOR

FORM OF FINANCIAL STATEMENTS (NON-PROFIT ORGANISATIONS)
NAME OF ENTITY: INDIAN INSTITUTE OF TECHNOLOGY KANPUR

INCOME & EXPENDITURE ACCOUNT FOR THE YEAR ENDED 31ST MARCH' 2014

(Amount-₹)

INCOME	SCHEDULE	CURRENT YEAR	PREVIOUS YEAR
Departmental Review		9,412,984	-
Renovation & Rejuvenation of Academic Buildings		8,343,862	-
Prior period adjustment		129,503	-
Depreciaiton		850,270,612	266,342,451
Amortization of Lease Rent - IET NOIDA		285,760	1,714,560
Revenue Expenditure		4,246,039,842	2,739,832,987
Capital Expenditure made from Non-Plan Fund		-	-
TOTAL (B) - Net Non-Plan Expenditure		4,246,039,842	2,739,832,987
Balance Being Excess of Income (Expenditure) over Expenditure (Income) [A-B]		60,151,086	(343,842,241)
Utilization against Advances (Out of Non-Plan Grant)	12	6,404,470	4,310,395
Utilization against Advances (Out of Plan Grant)	13	158,989,098	-
Surplus Transferred to Endowment Fund Account		-	132,335,513
BALANCE BEING SURPLUS/(DEFICIT) CARRIED TO CORPUS/CAPITAL FUND		(105,242,482)	(480,488,149)
Significant Accounting Policies	1		
Notes on Accounts	2		

S.K. Singh
ASTT. REGISTRAR (F&A)

Agarwal
SR. DY. REGISTRAR (F&A)

Neel
26/5/14
FINANCE OFFICER

Shi-mishra
26.5.14
DY.DIRECTOR

Tripathi
26.5.14
DIRECTOR
12

FORM OF FINANCIAL STATEMENTS (NON-PROFIT ORGANISATIONS)
NAME OF ACCOUNT: ACCOUNT - II INDIAN INSTITUTE OF TECHNOLOGY KANPUR

INCOME AND EXPENDITURE ACCOUNT FOR THE YEAR ENDED 31ST MARCH' 2014

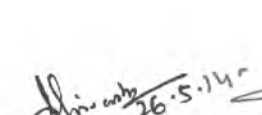
(Amount-₹)


INCOME	SCHEDULE	CURRENT YEAR	PREVIOUS YEAR
Grants Received from Government of India		435,587,096	751,979,763
Grants Received from State Government		15,826,792	16,978,967
Grants Received from other sources including testing fees		366,704,802	203,299,567
Other Income		19,654,138	19,892,124
TOTAL (A)		837,772,828	992,150,421
EXPENDITURE			
Establishment & Administrative Expenses		19,654,138	19,892,124
Consumables - Various Projects		622,056,450	560,481,438
Refund to Agencies		91,756,261	127,026,360
TOTAL (B)		733,466,849	707,399,922
BALANCE BEING EXCESS OF INCOME OVER EXPENDITURE (A-B)		104,305,980	284,750,499
Transfer to Capital Fund		292,070,521	348,277,353
Transfer to / from General Reserve		-	-
BALANCE BEING SURPLUS/ (DEFICIT) CARRIED TO PROJECT BALANCE (CREDIT/DEBIT)		(187,764,541)	(63,526,854)


ASTT. REGISTRAR (F&A)


SR. DY. REGISTRAR (F&A)


FINANCE OFFICER


DY. DIRECTOR


DIRECTOR

FORM OF FINANCIAL STATEMENTS (NON-PROFIT ORGANISATIONS)
NAME OF ACCOUNT: RESEARCH & DEVELOPMENT ACCOUNT, I.I.T. KANPUR

INCOME AND EXPENDITURE ACCOUNT FOR THE YEAR ENDED 31ST MARCH'2014

(Amount-₹)

INCOME	SCHEDULE	CURRENT YEAR	PREVIOUS YEAR
Overhead Charges from Sponsors		25,034,467	27,018,997
Overhead Charges from Consultancy/ Testing		17,727,431	15,663,673
Interest on Investments		125,586,083	118,976,095
Other Miscellaneous Receipts		-	14,490,204
Other Receipts from Account-II		-	15,968,362
TOTAL (A)		168,347,981	192,117,331
EXPENDITURE			
Recurring Expenditure		33,708,993	19,379,409
Overheads		1,223,662	370,430
Bank Charges		-	100
Payments to Account-II/Endowment		300,000	20,000,000
TOTAL (B)		35,232,655	39,749,939
BALANCE BEING EXCESS OF INCOME OVER EXPENDITURE (A-B)		133,115,326	152,367,392
Transfer to Capital Fund		3,035,647	4,226,476
Transfer to Institute Account for R&D Activities		82,728,526	57,882,000
Transfer to / from General Reserve		-	-
BALANCE BEING SURPLUS/ (DEFICIT) CARRIED TO PROJECT BALANCE (CREDIT/DEBIT)		47,351,153	90,258,916

Sk. Gupta
ASTT. REGISTRAR (F&A)

Amu
SR. DY. REGISTRAR (F&A)

M
FINANCE OFFICER

Shi. miz
DY. DIRECTOR

I. J. D.
DIRECTOR

26.5.14
 14

FORM OF FINANCIAL STATEMENTS (NON-PROFIT ORGANISATIONS)

NAME OF ACCOUNT: JEE ACCOUNT , I.I.T. KANPUR

INCOME AND EXPENDITURE ACCOUNT FOR THE YEAR ENDED 31ST MARCH' 2014

(Amount-₹)

INCOME	Schedule	CURRENT YEAR	PREVIOUS YEAR
Sale of Application Forms		70,499,250	31,856,913
Counseling Fee/ Admission Fee		-	12,000
Miscellaneous Receipt		5,000	41,271
Contingencies Receipt		-	18,162
Interest Received		202,649	1,813,854
TOTAL (A)		70,706,899	33,742,200
EXPENDITURE			
Honorarium		6,742,900	13,900,900
Travel/Transportation		495,540	1,182,072
Centre Contingent Expenses		2,626,310	469,536
Contingencies		1,174,147	15,651
Postage		101,940	-
Printing & Stationary		163,004	148,059
Computer Accessories/Consumables		946,241	893,980
Food Allowance		-	626
Bank Charges / Commission on sale of forms		155,633	280,007
Security Charges		259,980	257,357
Staff Salary transfer to Institute A/c		989,321	733,233
Accommodation/Visitors Hostel		291,823	149,895
Counselling Fee		-	72,000
Confidential Operation		242,336	100,000
Legal Charges		-	95,485
Wages		21,150	274,704
Telephone Rental Charges		28,198	20,163
Miscellaneous Expenses		90,684	303,262
TOTAL (B)		14,329,207	18,896,930
BALANCE BEING EXCESS OF INCOME OVER EXPENDITURE (A-B)		56,377,692	14,845,270
Transfer to Capital Fund		28,846	-
BALANCE BEING SURPLUS/ (DEFICIT) CARRIED TO RESERVE AND SURPLUS		56,348,846	14,845,270

S.K. Gupta
ASTT. REGISTRAR (F&A)

Adus
SR. DY. REGISTRAR (F&A)

M. 201514
FINANCE OFFICER

FORM OF FINANCIAL STATEMENTS (NON-PROFIT ORGANISATIONS)

NAME OF ACCOUNT: GATE ACCOUNT, I.I.T. KANPUR

INCOME & EXPENDITURE ACCOUNT FOR THE YEAR ENDED 31ST MARCH' 2014

(Amount-₹)

INCOME	SCHEDULE	CURRENT YEAR	PREVIOUS YEAR
Centre Changes		118,800	-
Miscellaneous Receipts		57,350	9,200
Interest Received		3,622,035	2,527,866
Application Fees		-	5,000
Refund of Bank Charges		-	8,044
Common Share		62,902,282	71,064,088
TOTAL (A)		66,700,467	73,614,198
EXPENDITURE			
SALARY & HONORARIUM			
Institute Account		13,881,926	9,767,147
Staff		1,145,791	1,031,665
Centre Expenses		10,143,740	10,496,144
Telephone Expenses		13,014	18,945
Postal Expenses		12,375	87,963
Contingency		3,234,278	4,395,246
Bank Commision / Charges		1,400	1,282
Printing Expenses		63,651	47,376
Common Share		-	455,488
Repair and Maintenance		25,683	14,750
LTAS / Consumables		-	189,625
Security Charges		230,838	233,041
Travelling Expenses		1,638,307	2,038,917
TOTAL (B)		30,391,003	28,777,589
BALANCE BEING EXCESS OF INCOME OVER EXPENDITURE (A-B)		36,309,464	44,836,609
Transfer to Capital Fund		13,300	91,788
Transfer to Institute (Surplus)		20,000,000	22,000,000
BALANCE BEING SURPLUS/ (DEFICIT) CARRIED TO RESERVE AND SURPLUS		16,296,164	22,744,821

S.K. Gupta
ASTT. REGISTRAR (F&A)

Rana
SR. DY. REGISTRAR (F&A)

M. 26/5/14
FINANCE OFFICER

FORM OF FINANCIAL STATEMENTS (NON-PROFIT ORGANISATIONS)

NAME OF ACCOUNT: JAM ACCOUNT, I.I.T. KANPUR

INCOME & EXPENDITURE ACCOUNT FOR THE YEAR ENDED 31ST MARCH' 2014

(Amount-₹)

INCOME	SCHEDULE	CURRENT YEAR	PREVIOUS YEAR
Common Share		1,194,971	2,279,478
Admission/Application Fees (Net)		31,607,725	-
Processing Fees		1,200,000	-
Data Collection Fees		19,950	-
Interest		492,760	-
Miscellaneous		5,967	-
TOTAL (A)		34,521,373	2,279,478
EXPENDITURE			
Salary & Honorarium		3,133,058	2,654,752
Travelling Allowances		392,425	84,784
Bank Charges		581,605	550
Centre Expenses		454,220	979,260
Postage		607,822	64,637
Insurance Premium		192,649	-
Printing Charges		1,306,140	-
LTAS/Consumables		175,285	-
Advertisement		1,017,572	-
Telephone Charges		15,000	-
Contingencies & Repair		431,043	53,091
TOTAL (B)		8,306,819	3,837,074
BALANCE BEING EXCESS OF INCOME OVER EXPENDITURE (A-B)		26,214,554	(1,557,596)
Transfer to Capital Fund		-	-
Transfer to / from General Reserve		-	-
BALANCE BEING SURPLUS/ (DEFICIT) CARRIED TO RESERVE AND SURPLUS		26,214,554	(1,557,596)

S.K. Singh
STT. REGISTRAR (F&A)

Ravi
SR. DY. REGISTRAR (F&A)

J. J. Singh
FINANCE OFFICER

FORM OF FINANCIAL STATEMENTS (NON-PROFIT ORGANISATIONS)
NAME OF ACCOUNT: DEAN'S CAPITAL FUND ACCOUNT, I.I.T. KANPUR

INCOME AND EXPENDITURE ACCOUNT FOR THE YEAR ENDED 31ST MARCH' 2014

(Amount-₹)

INCOME	SCHEDULE	CURRENT YEAR	PREVIOUS YEAR
Publication Fees		535,050	419,500
Career Development Programme		376,400	340,300
Student Amenities' Subscription		3,644,100	3,364,600
Hostel Admission Fees		941,000	826,500
Room Rent - 50%		689,340	709,746
Interest Earned on Investments		5,630,057	4,029,019
Donation by Student for DCF		34,250	80,600
TOTAL (A)		11,850,197	9,770,265
EXPENDITURE			
ESTABLISHMENT / ADMINISTRATIVE EXPENSES			
Miscellaneous Expenses (Halls)		276,796	1,339,020
Cleaning of Halls		115,565	116,409
Miscellaneous Expenditure		551,949	-
Printing & Stationery		666,994	89,250
Furniture Maintenance		471,287	1,014,744
Bank Charges		240	17,890
Salary Support SBRA Account		330,576	64,497
Petty Expenses		-	220
TOTAL (B)		2,413,407	2,642,030
BALANCE BEING EXCESS OF INCOME OVER EXPENDITURE (A-B)		9,436,790	7,128,235
Transfer to Capital Fund		1,589,713	1,845,883
Fund Transfer to Institute		-	-
BALANCE BEING SURPLUS/ (DEFICIT) CARRIED TO RESERVE AND SURPLUS		7,847,077	5,282,352

S.K. Gupta

ASTT. REGISTRAR (F&A)

Abhishek

SR. DY. REGISTRAR (F&A)

M
26/5/14

FINANCE OFFICER

FORM OF FINANCIAL STATEMENTS (NON-PROFIT ORGANISATIONS)
NAME OF ACCOUNT: STUDENT GYMKHANA ACCOUNT, I.I.T. KANPUR

INCOME AND EXPENDITURE ACCOUNT FOR THE YEAR ENDED 31ST MARCH' 2014

(Amount-₹)

INCOME		CURRENT YEAR	PREVIOUS YEAR
Student Contribution		1,864,650	1,721,700
Matching Grant from Institute		1,398,488	1,394,864
Interest received on Investment		-	96,472
Swimming Pool Management Account		273,950	805,550
Other Receipts			
DRPG Grant		-	10,000
FMC Council		39,000	54,300
Cultural Council		66,300	62,690
Science & Technology Council		-	45,427
President Council		343,235	185,270
Techkriti		285,507	-
Games Council		713,773	204,930
New Sac A/c		23,184	-
SPEC		200,000	787,565
Miscellaneous		39,226	-
TOTAL (A)		5,247,313	5,368,768
EXPENDITURE			
Swimming Pool Management Account		1,038,240	749,056
Bank Charges		1,298	600
Convenor A/c		6,500	22,170
Misc. Expenditure		63,276	28,467
Other Payments			
DRPG (Cul + S&T + FMC)		331,399	430,708
Senator Seed Fund		350,378	668,132
President Council		629,643	623,324
Games Council		1,340,995	742,760
Science & Technology Council		419,004	524,040
SPEC		491,618	923,076
New Sac A/c		26,938	-
FMC Council		400,740	401,649
Cultural Council		499,787	638,116
TOTAL (B)		5,599,816	5,752,098
BALANCE BEING EXCESS OF INCOME OVER EXPENDITURE (A-B)		(352,503)	(383,330)
Transfer to Special Reserve (Specify each)		-	-
Transfer to / from General Reserve		-	-
BALANCE BEING SURPLUS/ (DEFICIT) CARRIED TO RESERVE AND SURPLUS		(352,503)	(383,330)

S.K. Gupta
ASTT. REGISTRAR (F&A)

Sharma
SR. DY. REGISTRAR (F&A)

M
FINANCE OFFICER

FORM OF FINANCIAL STATEMENTS (NON-PROFIT ORGANISATIONS)

NAME OF ACCOUNT: VISITOR'S HOSTEL ACCOUNT, I.I.T. KANPUR

INCOME AND EXPENDITURE ACCOUNT FOR THE YEAR ENDED 31ST MARCH'2014

(Amount-₹)

INCOME	Schedule	CURRENT YEAR	PREVIOUS YEAR
Mess Receipts		6,189,749	4,821,678
Room Rent		8,786,580	6,368,500
Cxld Charges		7,648	19,624
Facilities Rent		481,765	265,525
VH Extension		1,547,666	1,079,777
Interest Earned from Bank		375,346	289,589
Service Charges (Dining Hall)		108,085	187,569
Miscellaneous Receipts		159,777	46,854
VH Extension Service Charges		-	15,425
TOTAL (A)		17,656,616	13,094,541
EXPENDITURE			
Mess Purchases		3,418,933	3,311,325
Room Rent		8,676,106	6,223,260
Cxld Charges		7,648	19,624
Facilities Rent		481,765	265,525
VH Extension		1,547,666	1,079,777
Service Charges		928,462	723,252
Cable TV Charges		110,474	60,000
Utensils/ Consumables		59,973	139,971
Bank Charges		15,271	358
Miscellaneous Expenses		3,450	-
Set Top Box		-	84,750
Room Rent Reserve Entry		-	490
TOTAL (B)		15,249,748	11,908,332
BALANCE BEING EXCESS OF INCOME OVER EXPENDITURE (A-B)		2,406,868	1,186,209
Transfer to Capital Fund		-	-
Transfer to / from General Reserve		-	-
BALANCE BEING SURPLUS/ (DEFICIT) CARRIED TO RESERVE AND SURPLUS		2,406,868	1,186,209

S.K. Gupta
ASTT. REGISTRAR (F&A)

Aditya
SR. DY. REGISTRAR (F&A)

M
26/5/14
FINANCE OFFICER

FORM OF FINANCIAL STATEMENTS (NON-PROFIT ORGANISATIONS)

NAME OF ACCOUNT: CAMPUS SCHOOL, I.I.T. KANPUR

INCOME AND EXPENDITURE ACCOUNT FOR THE YEAR ENDED 31ST MARCH' 2014

(Amount-₹)

INCOME	SCHEDULE	CURRENT YEAR	PREVIOUS YEAR
Fee Collected		1,113,700	602,800
Other Income		5,864	6,026
TOTAL (A)		1,119,564	608,826
EXPENDITURE			
		-	-
TOTAL (B)		-	-
BALANCE BEING EXCESS OF INCOME OVER EXPENDITURE (A-B)		1,119,564	608,826
Transfer to Institute Account		1,113,700	602,800
Transfer to / from General Reserve			
BALANCE BEING SURPLUS/ (DEFICIT) CARRIED TO RESERVE AND SURPLUS		5,864	6,026

S.K. Gupta
ASTT. REGISTRAR (F&A)

Praveen
SR. DY. REGISTRAR (F&A)

Meera
26/5/14
FINANCE OFFICER

FORM OF FINANCIAL STATEMENTS (NON-PROFIT ORGANISATIONS)

NAME OF ACCOUNT: PETROL PUMP, I.I.T KANPUR

INCOME AND EXPENDITURE ACCOUNT FOR THE YEAR ENDED 31ST MARCH' 2014

(Amount-₹)

INCOME		CURRENT YEAR	PREVIOUS YEAR
Sale of Petrol		32,073,774	27,106,407
TOTAL (A)		32,073,774	27,106,407
EXPENDITURE			
Cost of Petrol Sold		31,427,375	26,702,093
Honorarium to Staff		-	3,500
Stamping Expenses		1,710	4,000
TOTAL (B)		31,429,085	26,709,593
BALANCE BEING EXCESS OF INCOME OVER EXPENDITURE (A-B)		644,689	396,814
Transfer to Institute Account		360,672	421,527
Transfer to / from General Reserve			
BALANCE BEING SURPLUS/ (DEFICIT) CARRIED TO RESERVE AND SURPLUS		284,017	(24,713)

S.K. Gupta
ASTT. REGISTRAR (F&A)

Amey
SR. DY. REGISTRAR (F&A)

Ally
2015/14
FINANCE OFFICER

FORM OF FINANCIAL STATEMENTS (NON-PROFIT ORGANISATIONS)
NAME OF ACCOUNT: NEW PENSION SCHEME, I.I.T. KANPUR

INCOME AND EXPENDITURE ACCOUNT FOR THE YEAR ENDED 31ST MARCH'2014

(Amount-₹)

INCOME		CURRENT YEAR	PREVIOUS YEAR
Interest Received		0	0
TOTAL (A)		-	-
EXPENDITURE			
Bank Charges		958	650
TOTAL (B)		958	650
BALANCE BEING EXCESS OF INCOME OVER EXPENDITURE (A-B)		(958)	(650)
Transfer to Special Reserve (Specify each)			
Transfer to / from General Reserve			
BALANCE BEING SURPLUS/ (DEFICIT) CARRIED TO RESERVE & SURPLUS		(958)	(650)

S.K. Gupta
ASST. REGISTRAR (F&A)

Amur
SR. DY. REGISTRAR (F&A)

My
26/5/14
FINANCE OFFICER

FORM OF FINANCIAL STATEMENTS (NON-PROFIT ORGANISATIONS)
NAME OF ACCOUNT: HALL MANAGEMENT ACCOUNT, I.I.T. KANPUR

INCOME AND EXPENDITURE ACCOUNT FOR THE YEAR ENDED 31ST MARCH' 2014

(Amount-₹)

INCOME	SCHEDULE	CURRENT YEAR	PREVIOUS YEAR
GRANT FROM INSTITUTE		30,000,000	30,000,000
OTHER INCOME			
Mess Establishment Charges			
Institute		100,386,058	85,677,945
Miscellaneous Receipts		77,346	200
Interest Received		238,599	444,768
TOTAL (A)		130,702,003	116,122,913
EXPENDITURE			
Pay & Allowances		28,679,031	37,386,976
Bank Charges		55	110
Liveries		118,958	117,029
Hall Mess Operation Charges		66,190,791	56,787,625
Medical Reimbursement		2,220,642	2,154,277
Tution Fee Reimbursement		58,388	66,692
Home Town/ LTC Expenses		18,745	47,983
Transfer to Pension Hall Management Account		31,600,000	22,200,000
Miscellaneous Expenses		267,049	885,220
TOTAL (B)		129,153,659	119,645,912
BALANCE BEING EXCESS OF INCOME OVER EXPENDITURE (A-B)		1,548,344	(3,522,999)
Transfer to Capital Fund			-
Transfer to / from General Reserve			-
BALANCE BEING SURPLUS/ (DEFICIT) CARRIED TO RESERVE AND SURPLUS		1,548,344	(3,522,999)

S.K. Gupta
ASST. REGISTRAR (F&A)

Praveen
SR. DY. REGISTRAR (F&A)

Neel
FINANCE OFFICER

FORM OF FINANCIAL STATEMENTS (NON-PROFIT ORGANISATIONS)

NAME OF ACCOUNT: FUND HALL MANAGEMENT, I.I.T. KANPUR

INCOME AND EXPENDITURE ACCOUNT FOR THE YEAR ENDED 31ST MARCH' 2014

(Amount-₹)

INCOME	SCHEDULE	CURRENT YEAR	PREVIOUS YEAR
Subscription		7,134,395	8,167,958
Interest Earned on TDR/SB/Misc.		2,684,239	1,492,794
TOTAL (A)		9,818,634	9,660,752
EXPENDITURE			
Final Payment to Retired Mess Employees & GPF Withdrawals		7,977,400	12,106,984
Miscellaneous Expenses		-	160,000
TOTAL (B)		7,977,400	12,266,984
BALANCE BEING EXCESS OF INCOME OVER EXPENDITURE (A-B)		1,841,234	(2,606,232)
Transfer to Capital Fund		-	-
Transfer to / from General Reserve		-	-
BALANCE BEING SURPLUS/ (DEFICIT) CARRIED TO RESERVE AND SURPLUS		1,841,234	(2,606,232)

S.K. Gupta
ASTT. REGISTRAR (F&A)

A. Gupta
SR. DY. REGISTRAR (F&A)

Ally
26/5/14
FINANCE OFFICER

FORM OF FINANCIAL STATEMENTS (NON-PROFIT ORGANISATIONS)
NAME OF ACCOUNT: PENSION HALL MANAGEMENT ACCOUNT, I.I.T. KANPUR

INCOME AND EXPENDITURE ACCOUNT FOR THE YEAR ENDED 31ST MARCH' 2014

(Amount-₹)

INCOME	SCHEDULE	CURRENT YEAR	PREVIOUS YEAR
Transfer from Hall Management Account		31,600,000	22,200,000
Interest Earned on TDR/SB/Misc.		43,891	41,736
TOTAL (A)		31,643,891	22,241,736
EXPENDITURE			
Gratuity and Commutation		11,144,228	8,549,794
Family Pension, Pension and Ex-Gratia		20,842,219	12,343,842
TOTAL (B)		31,986,447	20,893,636
BALANCE BEING EXCESS OF INCOME OVER EXPENDITURE (A-B)		(342,556)	1,348,100
Transfer to Capital Fund		-	-
Transfer to / from General Reserve		-	-
BALANCE BEING SURPLUS/ (DEFICIT) CARRIED TO RESERVE AND SURPLUS		(342,556)	1,348,100

S.K. Gupta
ASTT. REGISTRAR (F&A)

Arora
SR. DY. REGISTRAR (F&A)

M
FINANCE OFFICER

RECEIPT AND PAYMENT ACCOUNTS

FOR THE FINANCIAL YEAR

2013 - 2014

FORM OF FINANCIAL STATEMENTS (NON-PROFIT ORGANISATIONS)
NAME OF ENTITY: INDIAN INSTITUTE OF TECHNOLOGY KANPUR
RECEIPTS AND PAYMENTS FOR THE YEAR ENDED 31ST MARCH' 2014

(Amount-₹)

RECEIPTS	CURRENT YEAR	PREVIOUS YEAR	PAYMENTS	CURRENT YEAR	PREVIOUS YEAR
OPENING BALANCE			NON-PLAN EXPENDITURE (Schedule 12)		
a) Cash in hand	-	-	Details of Expenditure & Advances in 11 Items as prescribed by MHRD, Government of India		
b) Bank Balances:			1) Establishment Expenses (Pay & Allowances)	1,017,399,799	974,927,067
i) In SBI	6,152,996	2,976,512	2) Retirement Benefits	499,632,778	472,876,390
ii) In SBI (ATM Account)	1,057,842	5,000	3) Administrative Expenses	47,701,871	36,181,793
iii) Pension Accounts	20,455	20,455	4) Departmental Expenses including Laboratories	98,990,214	89,140,010
iv) In UBI	84,276,036	75,161,596	5) Computing Facilities	21,593,159	10,996,179
v) Canara Bank	963,617	1,614,713	6) Student Support Services	9,378,520	6,556,073
vi) IWD Account	8,943,548	21,617,490	7) Transport Subsidy	5,079,074	4,371,606
vii) In SBI (Internet Banking Account)	32,043	8,490	8) Payments (Canteen/Mess/Hall)	130,386,058	115,677,945
GRANTS RECEIVED			9) Housekeeping & Maintenance	176,007,547	120,078,351
a) From Government of India			10) Water & Electricity	266,914,847	185,255,377
Non-Plan	1,458,600,000	1,696,500,000	11) Savings Transferred to Endowment Fund	-	132,335,513
Plan	2,600,000,000	1,638,000,000	EXP./ADV.AGST NORMAL PLAN GRANT		
b) From Other Sources : (Endowment)			A. NON-RECURRING EXPENDITURE (Schedule 13)		
For Non-Plan Activities	55,150,005	0	a) Building & Works		
For Plan Activities	9,849,995	-	* Capital Work-in-Progress	351,522,705	382,298,499
Against Un-spent balance of p.y.	132,335,513	-	* Fixed Assets	319,673,122	389,363,037
INCOME FROM INVESTMENTS	34,357,739	6,984,870	b) Non-Consumables (Equipment, Furniture etc.)	1,046,955,981	255,482,385
Internal Income			c) Non-Consumables (Advances)	31,160,093	15,130,880
a) Students Receipts	326,776,826	273,755,503	d) Major Research Equipment under CARE Scheme	19,719,088	9,797,008
b) Other Income (Schedule - 11)	99,600,535	132,230,596	e) Advance for Import	394,714,855	314,118,204
R&D SAVINGS			f) Foreign Exchange difference agst p.y. Margin Mon	9,849,995	-
a) For Non-Plan Activities	82,728,526	6,600,096	g) Initiation Grants to New Faculty -	8,188,880	16,282,993
b) For Plan Activities	-	51,281,904	h) Library Books	12,376,331	15,420,089
REALIZATION OF INTEREST ON STAFF LOANS			i) Periodicals & Journals	826,787	29,421,192
HBA	955,462	844,783	j) Advance for Digitilization of Library	13,721,907	10,679,963
Conveyance Advance	82,859	76,784	B. RECURRING EXPENDITURE (Schedule 13)		
PC Advance	61,363	95,296	i) Scholarship / Assistantship	254,935,090	238,047,739
			ii) Periodicals & Journals	96,359,422	64,661,044
			iii) Advance for Periodicals & Journals	24,500,000	-
			iv) Salary & Wages	30,583,838	-
			v) Departmental Consumable	8,500,000	-
			vi) Departmental Review	9,412,984	-
			vii) Renovation and Rejuv. Of Academic Building	8,343,862	-

ASTT. REGISTRAR (F&A)

SR. DY. REGISTRAR (F&A)

FINANCE OFFICER

27

FORM OF FINANCIAL STATEMENTS (NON-PROFIT ORGANISATIONS)
NAME OF ENTITY: INDIAN INSTITUTE OF TECHNOLOGY KANPUR

RECEIPTS AND PAYMENTS FOR THE YEAR ENDED 31ST MARCH' 2014

(Amount-₹)

RECEIPTS	CURRENT YEAR	PREVIOUS YEAR	PAYMENTS	CURRENT YEAR	PREVIOUS YEAR
REFUNDS			REFUNDS		
a) Recurring (Schedule-12)	58,567,904	38,831,024	Dishonoured Cheques (Schedule-11)	558,530	179,473
b) Normal Plan (Schedule-13)			Student Fee Refund - Not Enrolled	3,612,965	3,364,870
Non-Recurring	25,137,842	48,712,346	Dishonoured Cheques: Student Fees	2,571,861	2,068,422
Recurring	6,357,103	2,708,783	Excess Fees Refund	1,382,563	1,909,883
TEMPORARY LOANS	183,092,738	570,000,000	TEMPORARY LOANS	150,000,000	570,000,000
INVESTMENT ENCASHED	1,550,000,000	650,000,000	INVESTMENT MADE	1,550,000,000	650,000,000
LOANS RECOVERED FROM STAFF			LOANS GIVEN TO STAFF		
HBA	2,868,232	2,905,920	HBA		2,251,450
Conveyance Advance	1,660,426	2,048,299	Conveyance Advance	1,180,000	797,800
PC Advance	769,397	538,931	PC Advance	330,000	1,160,000
Festival Advance	283,875	1,984,125	Festival Advance	757,500	1,957,500
Bank Transfer (IWD)	841,500,000	887,400,000	Bank Transfer (IWD)	841,500,000	887,400,000
Bank to Bank/Bank to Cash/Cash to Bank	5,277,337,066	911,904,459	Bank to Bank/Bank to Cash/Cash to Bank	5,277,337,066	911,904,459
Contra Items - Petrol Pump	31,711,392	26,677,380	Contra Items - Petrol Pump	31,711,392	26,677,380
OTHER RECEIPTS			OTHER PAYMENTS		
a) Student Fee (Transf.) - (Schedule-14)	22,324,960	22,631,754	a) Student Fee (Transferrable) - (Schedule-13)	22,324,960	22,631,754
b) Student Caution Money (ICM/LCM)	758,400	3,645,900	b) Student Caution Money (ICM/LCM)	795,300	1,896,000
c) Caution Money transferred from Endowment	3,678,000	1,760,000	c) Caution Money Transferred to Endowment A/c	3,678,000	3,278,000
d) Transferrable Receipts (Schedule-15)	336,438,603	411,884,022	d) Transferrable Payments (Schedule-16)	352,662,107	406,264,777
e) Refundable Receipts	331,242,129	534,828,099	e) Refundable Payments	351,758,799	547,709,314
f) Earnest Money	326,000	120,000	f) Earnest Money	5,000	20,000
g) Security Deposit (IWD)	15,423,640	12,800,915	g) Security Deposit (IWD)	14,360,506	7,229,089
h) Security Deposit/EMD	8,223	90,000	h) Security Deposit	20,000	
			CLOSING BANK BALANCES		
			i) In SBI	17,144,078	6,152,996
			ii) In SBI (ATM Account)	68,326	1,057,842
			ii) Pension Accounts	20,455	20,455
			iv) In UBI	48,936,013	84,276,036
			v) Canara Bank	1,454,464	963,617
			vi) In SBI (Internet Banking)	789,756	32,043
			vii) IWD Account	1,856,907	8,943,548
			viii) Axis Bank	185,936	-
TOTAL	13,591,431,290	8,039,246,045	TOTAL	13,591,431,290	8,039,246,045

ASTT. REGISTRAR (F&A)

SR. DY. REGISTRAR (F&A)

FINANCE OFFICER

FORM OF FINANCIAL STATEMENTS (NON-PROFIT ORGANISATIONS)
NAME OF ACCOUNT: ACCOUNT - II INDIAN INSTITUTE OF TECHNOLOGY KANPUR

RECEIPTS AND PAYMENTS FOR THE YEAR ENDED 31ST MARCH' 2014

(Amount-₹)

RECEIPTS	CURRENT YEAR	PREVIOUS YEAR	PAYMENTS	CURRENT YEAR	PREVIOUS YEAR
OPENING BALANCES			Establishment / Administrative Expenses	19,654,138	19,892,124
Cash & Bank Balances					
In State Bank of India	274,142,672	53,742,700	Payment made against funds for various Projects	705,943,455	647,574,823
In Union Bank of India	63,731,319	168,109,631			
Cash in Hand	-	-	Advance made against funds for various Projects	8,736,888	7,965,657
GRANTS RECEIVED			EXPENDITURE ON FIXED ASSETS /CWIP		
From Government of India	435,587,096	751,979,763	a) Purchase of Non Consumable Items	335,947,125	343,663,254
From State Government	15,826,792	16,978,967	(Equipment, Furniture, Patents, Books etc.)		
From Other Sources including testing fees	366,704,802	205,199,567	b) Payments for Non - Consumable (Advances)	37,851,215	20,615,453
INVESTMENTS ENCASHED	694,000,000	891,000,000	INVESTMENTS MADE	660,000,000	735,000,000
Refund of Staff Loans/Advances	133,579	110,389	Loans/Advance to Staff	63,750	173,750
Refund / Non Consumables	235,800	12,438,251	Refund of Surplus Money to Agencies	93,883,893	164,774,894
Refund / Consumables	40,487,929	81,512,387	Dishonoured / Cancelled Cheques		
Refund - Against Expenses from R&D	19,654,138	19,892,124	From Other Sources including testing fees	-	1,900,000
TEMPORARY LOANS			TEMPORARY LOANS		
From R&D	25,000,000	50,000,000	To R&D	115,000,000	50,000,000
From Account - I	150,000,000	465,000,000	To Account - I	150,000,000	465,000,000
From Endowment	-	-			
Bank to Bank / Cash to Bank/ Bank to Cash	150,296,402	48,744,707	Bank to Bank / Cash to Bank/ Bank to Cash	150,296,402	48,744,707
OTHER RECEIPTS			Corpus Pension Fund	8,690,287	-
Initiation Grant (Consumables)	30,603,799	3,939,799	Refundable Payments	-	2,000
Initiation Grant (Non-Consumables)	48,283,092	16,282,993			
Deposit Back (NON-REC)	10,432,462	4,878,630	CLOSING BALANCES		
Deposit Back (REC)	15,664,139	12,118,063	Cash/Bank Balances		
Cancelled Cheques (NON-REC)	5,631,224	2,531,986	In State Bank of India	56,663,569	274,142,672
Cancelled Cheques (Grant Refund)	2,127,632	37,748,534	In Union Bank of India	8,075,379	63,731,319
Cancelled Cheques (REC)	2,263,223	972,162	Cash in Hand	-	-
TOTAL	2,350,806,101	2,843,180,653	TOTAL	2,350,806,101	2,843,180,653

ASTT. REGISTRAR (F&A)

SR. DY. REGISTRAR (F&A)

FINANCE OFFICER

29

**FORM OF FINANCIAL STATEMENTS (NON-PROFIT ORGANISATIONS)
NAME OF ACCOUNT: RESEARCH & DEVELOPMENT ACCOUNT, I.I.T. KANPUR**

RECEIPTS AND PAYMENTS FOR THE YEAR ENDED 31ST MARCH' 2014

(Amount-₹)

RECEIPTS	CURRENT YEAR	PREVIOUS YEAR	PAYMENTS	CURRENT YEAR	PREVIOUS YEAR
OPENING BALANCE	2,463,881	42,204,965	EXPENDITURES		
Interest Received	125,970,052	123,534,931	Recurring Expenditure	33,708,993	19,379,409
OVERHEAD CHARGED			R&D Savings transferred to Institute Account	82,728,526	57,882,000
From Sponsors	25,034,467	27,018,997	Non-Recurring Expenditure	3,035,647	4,226,476
From Consultancy/Test	17,727,431	15,663,673	Overheads	1,223,662	370,430
OTHER INCOME			Bank Charges	-	100
Other Miscellaneous Receipts	-	14,490,204	Interest Refund	383,969	4,558,836
Refundable Receipt	-	693,547	Transfer to Endowment	300,000	-
Temporary Loans (A/c-I)	-	35,000,000	Refundable Payments	-	693,547
Temporary Loans (A/c-II)	115,000,000	50,000,000	Temporary Loans (A/c-I)	-	35,000,000
Refund from Account - II	-	15,968,362	Temporary Loans (A/c-II)	25,000,000	50,000,000
Investment Encashed	75,000,000	100,000,000	Payment on Account of Account - II	-	20,000,000
			Investment made	200,000,000	230,000,000
			CLOSING BALANCE WITH BANK	14,815,034	2,463,881
TOTAL	361,195,831	424,574,679	TOTAL	361,195,831	424,574,679

ASTT. REGISTRAR (F&A)

SR. DY. REGISTRAR (F&A)

FINANCE OFFICER

30

**FORM OF FINANCIAL STATEMENTS (NON-PROFIT ORGANISATIONS)
NAME OF ACCOUNT: ENDOWMENT FUND ACCOUNT, I.I.T. KANPUR**

RECEIPTS AND PAYMENTS FOR THE YEAR ENDED 31ST MARCH 2014

(Amount-₹)

RECEIPTS	CURRENT YEAR	PREVIOUS YEAR	PAYMENTS	CURRENT YEAR	PREVIOUS YEAR
OPENING BALANCES			ESTABLISHMENT / ADMIN.EXPENSES		
Bank Balances	181,073,109	33,554,502	Endowment Fund Promotional A/c	-	12,201,937
By Adjustment (Round Off)	-	-	Miscellaneous	-	-
DESIGNATED DONATIONS			Bank Charges	38,840	35,130
Donation Received	47,410,646	45,480,998	DRPG Pool A/c	178,000	156,500
			DRPG Promotional A/c	10,315,099	-
INTEREST RECEIVED			DEVELOPMENT/OPERATIONAL EXP.		
Interest on Investments	201,593,648	183,260,887	From Interest of General Corpus	121,648,310	33,714,674
			From Interest of Donations	43,429,264	37,140,415
INVESTMENT ENCASHED	316,150,000	374,300,000	INVESTMENT MADE	393,000,000	563,300,000
TEMPORARY LOANS			DESIGNATED DONATIONS		
From A/c -I	-	70,000,000	Towards Donations/Specific Use	12,533,069	3,128,371
Cautions Money (Wrongly Transferred)	-	6,000	Towards Payment of SIDBI (Interest)	11,802,178	5,420,250
Cautions Money	3,678,000	3,278,000	TEMPORARY LOANS		
Refundable Receipt A/c	88,559,353	134,568,259	To A/c -I	33,092,738	70,000,000
Miscellaneous Receipt	82,955	17	To A/c -II	-	-
R & D Pension Fund	8,690,287	-	Refundable Receipt A/c	211,953,614	2,144,599
REFUNDS			- Refund of Interest on Investment	-	-
General Corpus (GJ)			- Cautions Money	2,203,900	2,873,287
DRPG Promotional Account	203,150	-	Cautions Money (Wrongly Transferred)	-	6,000
Interest on Investment		10,655	CLOSING BALANCE WITH BANK	8,146,136	181,073,109
Travel Support to Student for IC		1,734,954			
Student Support Activity		65,000,000			
SIDBI Corpus	900,000				
TOTAL	848,341,148	911,194,272	TOTAL	848,341,148	911,194,272

S.K. Gupta

Asst. Registrar

26/5/14

FORM OF FINANCIAL STATEMENTS (NON-PROFIT ORGANISATIONS)

NAME OF ACCOUNT: JEE ACCOUNT , I.I.T. KANPUR

RECEIPTS AND PAYMENTS FOR THE YEAR ENDED 31ST MARCH' 2014

(Amount-₹)

RECEIPTS	CURRENT YEAR	PREVIOUS YEAR	PAYMENTS	CURRENT YEAR	PREVIOUS YEAR
OPENING BALANCE			ESTABLISHMENT/ADMINISTRATIVE EXPENSES		
UBI	74,161	71,273	Honorarium	6,742,900	13,912,992
SBI	1,028,574	36,175,871	Travel/ Transportation	600,980	1,182,072
HDFC Bank	12,566	71,135	Centre Contingent Expenses	2,626,310	469,536
Axis Bank	100,460		Contingencies Payments	206,023	15,651
			Postage	101,940	-
INCOME			Computer Accessories/Consumables	946,241	893,980
JEE Exam Application Forms	70,499,250	31,856,913	Printing & Stationery	163,004	148,059
Counselling Fee / Admission Fee	-	12,000	Food Allowance	-	626
Miscellaneous	5,000	41,270	Telephone Rental Charges	30,637	20,163
Contingency Receipt	-	18,162	Staff Salary Transfer to Institute A/c	989,321	733,233
INTEREST RECEIVED	202,649	1,813,854	Accomodation/Visitors Hostel	291,823	149,895
			Counselling Fee / Refund	-	72,000
REFUNDS			Bank Charges / Commission	155,633	280,007
Contingencies & Food Allowance	14,663	152,213	Miscellaneous Expenses	90,684	303,262
Honorarium	-	12,092	Confidential Operation	242,336	100,000
Travel/Transportation	105,440	-	Wages	21,150	274,704
Mobile/Phone Bills	2,439	-	Legal Charges	-	95,485
			Security Charges	259,980	257,357
Transfer to Axis Bank from SBI	70,000	100,000	Non-Consumables	28,846	-
			Transfer from SBI to Axis Bank	70,000	100,000
INCOME TAX DEDUCTED			INCOME TAX DEDUCTED		
Printing & Stationery	162	803	Printing & Stationery	162	803
Travelling	3,685	17,567	Travelling	3,685	17,567
Honorarium	-	97,774	Honorarium	-	97,774
Legal Charges	-	9,400	Legal Charges	-	9,400
Security Charges	5,204	5,139	Security Expenses	5,204	5,139
			INVESTMENT MADE	15,000,000	50,000,000
			Contingency Advance	100,000	100,000
			Food Advance	250,000	-
			CLOSING BALANCE		
			HDFC Bank	13,982	12,566
			UBI	77,157	74,161
			SBI	43,089,358	1,028,574
			Axis Bank	16,897	100,460
TOTAL	72,124,253	70,455,466	TOTAL	72,124,253	70,455,466

ASTT. REGISTRAR (F&A)

SR. DY. REGISTRAR (F&A)

FINANCE OFFICER

32

**FORM OF FINANCIAL STATEMENTS (NON-PROFIT ORGANISATIONS)
NAME OF ACCOUNT: GATE ACCOUNT, I.I.T. KANPUR**

RECEIPTS AND PAYMENTS FOR THE YEAR ENDED 31ST MARCH' 2014

(Amount-₹)

RECEIPTS	CURRENT YEAR	PREVIOUS YEAR	PAYMENTS	CURRENT YEAR	PREVIOUS YEAR
OPENING BALANCE			ESTABLISHMENT / ADMINISTRATIVE EXP.		
Bank Balances			Institute Account (A/c - I)	13,881,926	9,767,147
HDFC	1,094,704	1,516,233	Staff	1,145,791	1,031,665
Union Bank of India	14,751,454	3,585,104	Centre Expenses	10,143,740	10,701,576
State Bank of India	-	-	Telephone Expenses	13,014	18,945
			Postal Expenses	12,375	87,963
INTEREST RECEIVED	3,622,035	2,527,866	Travelling Expenses	1,834,555	2,105,814
			Printing Expenses	63,651	47,376
OTHER RECEIPTS			Bank Commission / Charges	1,400	1,282
Application Fees		5,000	Transfer to Institute (Surplus)	20,000,000	22,000,000
Miscellaneous Receipt	57,350	9,200	Contingencies	4,600,283	5,859,452
Centre Change	118,800	-	Common Share		455,488
Common Share	62,902,282	71,064,088	Security Charges	230,838	233,041
			Repair and Maintenance	25,683	14,750
Centre Expenses (DD Cancelled)		205,432	LTAS/Consumables	-	189,625
TEMPORARY LOAN - JAM	2,200,000	-	TEMPORARY LOAN - JAM	10,000,000	2,000,000
INVESTMENT ENCASHED	47,500,000	20,000,000	INVESTMENT MADE	70,000,000	30,000,000
REFUNDS			EXPENDITURE OF FIXED ASSETS		
Contingencies	1,381,005	1,464,206	Non Recurring	13,300	91,788
Travelling Allowance	196,248	66,897			
Bank charges		8,044			
CONTRA ITEMS			CONTRA ITEMS		
Transfer from SBI to UBI	45,005,000	-	Transfer from UBI to SBI	45,005,000	
Transfer from UBI to SBI	12,800,000	-	Transfer from HDFC to SBI	894,000	
Transfer from HDFC to SBI	894,000	-	Transfer from SBI to UBI	12,800,000	
			CLOSING BALANCES		
			Bank Balances		
			HDFC	182,704	1,094,704
			Union Bank of India	636,239	14,751,454
			State Bank of India	1,038,379	-
TOTAL	192,522,878	100,452,070	TOTAL	192,522,878	100,452,070

ASTT. REGISTRAR (F&A)

SR. DY. REGISTRAR (F&A)

FINANCE OFFICER

33

NAME OF ACCOUNT: JAM ACCOUNT, I.I.T. KANPUR

RECEIPTS & PAYMENTS FOR THE YEAR ENDED 31ST MARCH' 2014

(Amount-₹)

RECEIPTS	CURRENT YEAR	PREVIOUS YEAR	PAYMENTS	CURRENT YEAR	PREVIOUS YEAR
OPENING BALANCE			ESTABLISHMENT / ADMINSTRATIVE EXP.		
Balance with SBI (30733644428)	1,591,193	1,148,789	Salary / Honorarium	3,133,058	2,654,752
Balance with SBI (33252021428)	-	-	Travelling Allowances	426,426	195,879
Balance with SBI (33243057604)	-	-	Centre Expenses	454,220	979,260
Data Collection Fees	19,950	-	Contingency	476,138	202,951
Common Share	1,194,971	2,279,478	Bank Charges	581,605	550
Admission / Application Fee	32,238,475	640,000	Postage Charges	607,822	64,637
Interest	492,760	-	Admission / Application Fees	630,750	640,000
Processing Fees (Admission & Result)	1,200,000	-	Repairs & Maintenance	550	-
Centre Fees	2,700	-	Insurance Premium	192,649	-
Miscellaneous Income	3,267	-	Printing Charges	1,306,140	-
			LTAS/Consumables	175,285	-
			Advertisement	1,017,572	-
			Telephone Charges	15,000	-
INVESTMENT ENCASHED	2,500,000	-	INVESTMENT MADE	35,000,000	-
TEMPORARY LOAN	10,000,000	2,000,000	TEMPORARY LOAN	2,200,000	-
REFUNDS			CLOSING BALANCES		
Travelling Allowances	-	111,095	Balance with SBI (30733644428)	231,533	1,591,193
Contingencies	45,645	122,880	Balance with SBI (33252021428)	2,790,457	-
Travel Advance	34,001	-	Balance with SBI (33243057604)	83,757	-
DD/Cheque cancelled	-	26,980			
CONTRA ITEMS			CONTRA ITEMS		
Transfer from SBI (21428) to SBI (4428)	10,155,000	-	Transfer from SBI (4428) to SBI (21428)	10,155,000	-
Transfer from SBI (57604) to SBI (4428)	25,600,000	-	Transfer from SBI (21428) to SBI (4428)	25,600,000	-
TOTAL	85,077,962	6,329,222	TOTAL	85,077,962	6,329,222

ASTT. REGISTRAR (F&A)

SR. DY. REGISTRAR (F&A)

FINANCE OFFICER

34

FORM OF FINANCIAL STATEMENTS (NON-PROFIT ORGANISATIONS)
NAME OF ACCOUNT: DEAN'S CAPITAL FUND ACCOUNT, I.I.T. KANPUR

RECEIPTS AND PAYMENTS FOR THE YEAR ENDED 31ST MARCH' 2014

(Amount-₹)

RECEIPTS	CURRENT YEAR	PREVIOUS YEAR	PAYMENTS	CURRENT YEAR	PREVIOUS YEAR
OPENING BALANCE			ESTABLISHMENT / ADMINSTRATIVE EXPENSES		
Balance with SBI	40,593,905	27,213,791	Miscellaneous Expenses (Halls)	276,796	1,339,020
			Cleaning of Halls	115,565	116,409
RECEIPTS (FROM INSTITUTE)			Miscellaneous Expenditure	551,949	-
Publication	535,050	419,500	Printing & Stationery	666,994	89,250
Career Development Programme	376,400	340,300	Furniture Maintenance	471,287	1,014,744
Students Amenities Subscription	3,644,100	3,364,600	Bank Charges	240	17,890
Hostel Admission Fee	941,000	826,500	Salary Support SBRA Account	330,576	64,497
			Petty Expenses	-	220
OTHER RECEIPTS					
Room Rent - 50%	689,340	709,746	Advances	-	2,500
Interest Earnd on Investments	5,630,057	4,029,019	Equipment	1,589,713	1,845,883
Donation by Student for DCF	34,250	80,600	Investment Made	45,548,264	15,000,000
Difference in Bank Reconciliation	-	3,212,262	Hostel Security Money	3,414,000	3,516,800
Refund of Staff Advance	2,500	-			
Investment Encashed	10,548,264	15,000,000	CLOSING BALANCE		
Hostel Security Money	9,410,000	8,404,800	Balance with SBI	19,539,482	40,593,905
Other Security Deposit	100,000	-			
TOTAL	72,504,866	63,601,118	TOTAL	72,504,866	63,601,118

ASTT. REGISTRAR (F&A)

SR. DY. REGISTRAR (F&A)

FINANCE OFFICER

35

FORM OF FINANCIAL STATEMENTS (NON-PROFIT ORGANISATIONS)
NAME OF ACCOUNT: STUDENT GYMKHANA ACCOUNT, I.I.T. KANPUR

RECEIPTS AND PAYMENTS FOR THE YEAR ENDED 31ST MARCH'2014

(Amount-₹)

RECEIPTS	CURRENT YEAR	PREVIOUS YEAR	PAYMENTS	CURRENT YEAR	PREVIOUS YEAR
OPENING BALANCE			ESTABLISHMENT / ADMINISTRATIVE EXP.		
Cash Balance	1,124	190	Discretionary Account	-	-
Bank Balance	3,217,487	3,683,223	Swimming Pool Management A/c	1,038,240	749,056
			Bank Charges	1,298	600
RECEIPTS			Miscellaneous	63,276	29067
Students Contribution	1,864,650	1,721,700			
Matching Grant from the Institute	1,398,488	1,394,864	OTHER PAYMENTS		
DRPG Grant	-	10,000	Convener A/c	6,500	22,170
Swimming Pool Management A/c	273,950	805,550	FMC Council	400,740	401,649
			President Council	629,643	623,324
OTHER RECEIPT/REFUNDS			Games Council	1,340,995	742,760
President Council	343,235	185,270	Science & Technology Council	419,004	524,040
Games Council	713,773	204,930	Cultural	499,787	638,116
SPEC	200,000	787,565	SPEC	491,618	923,076
Science & Technology Council	-	45,427	Senator Seed Fund	350,378	668,132
FMC Council	39,000	54,300	DRPG (Cul + S&T + FMC)	331,399	430,708
Techkriti	285,507	-	New Sac	26,938	-
Cultural	66,300	62,690			
New Sac	23,184	-	ADVANCE OUTSTANDING		
Miscellaneous Receipt	39,226	600	Games	50000	-
			Senator Seed Fund	9,525	-
Interest earned on Investment	-	96,472	Investment Made	1,000,000	530,263
ADVANCE OUTSTANDING			CLOSING BALANCE		
President Council	-	15,000	Cash in Hand	-	1,124
			Bank Balance	1,806,583	3,217,487
Investment Encashed	-	433,791			
TOTAL	8,465,924	9,501,572	TOTAL	8,465,924	9,501,572

ASTT. REGISTRAR (F&A)

SR. DY. REGISTRAR (F&A)

FINANCE OFFICER

36

**FORM OF FINANCIAL STATEMENTS (NON-PROFIT ORGANISATIONS)
NAME OF ACCOUNT: VISITOR'S HOSTEL ACCOUNT, I.I.T. KANPUR**

RECEIPTS AND PAYMENTS FOR THE YEAR ENDED 31ST MARCH'2014

(Amount-₹)

RECEIPTS	CURRENT YEAR	PREVIOUS YEAR	PAYMENTS	CURRENT YEAR	PREVIOUS YEAR
OPENING BALANCE			ESTABLISHMENT / ADMINISTRATIVE EXP.		
Bank Balance	4,647,027	3,460,818	Service Charges to Institute	928,462	723,252
			Bank Charges	15,271	358
			ROOM RENT		
ROOM RENT			Institute	8,676,106	6,223,260
Institute	8,786,580	6,368,500	Cable TV Charges	110,474	60,000
Cxld Charges	7,648	19,624	Cxld Charges	7,648	19,624
Facilities Rent	481,765	265,525	Facilities Rent	481,765	265,525
VH Extension	1,547,666	1,079,777	VH Extension	1,547,666	1,079,777
			Set Top Box	-	84750
Interest Earned from Bank	375,346	289,589	Room Rent Reserve Entry	-	490
			Mess Purchases	3,418,933	3,311,325
Mess Receipts (Food Bills)	6,189,749	4,821,678	Miscellaneous Expenses	3,450	-
			Utensils / Consumables	59,973	139,971
Recovery Cable TV Charges	-	-			
P.C.O. Receipt	-	-	CLOSING BALANCE		
Miscellaneous Receipts	159,777	46,854	Bank Balance	7,053,895	4,647,027
Service Charges (Dining Hall)	108,085	187,569			
VH Extn Service Charges	-	15,425			
TOTAL	22,303,643	16,555,359	TOTAL	22,303,643	16,555,359

S.K. Gupta
ASTT. REGISTRAR (F&A)

Anurag
SR. DY. REGISTRAR (F&A)

M. J. 26/3/14
FINANCE OFFICER

FORM OF FINANCIAL STATEMENTS (NON-PROFIT ORGANISATIONS)

NAME OF ACCOUNT: CAMPUS SCHOOL, I.I.T. KANPUR

RECEIPTS AND PAYMENTS FOR THE YEAR ENDED 31ST MARCH '2014

(Amount-₹)

RECEIPTS	CURRENT YEAR	PREVIOUS YEAR	PAYMENTS	CURRENT YEAR	PREVIOUS YEAR
OPENING BALANCES					
Bank Balance	142,772	148,546			
Fees Collected -	1,113,700	602,800	Fees Transferred to Institute	1,113,700	602,800
Other Income	5,864	6,026			
Refundable Receipts	11,800	-	Refundable Payments	11,800	11,800
			CLOSING BALANCE		
			Bank Balance	148,636	142,772
TOTAL	1,274,136	757,372	TOTAL	1,274,136	757,372

Sk Gupta
ASST. REGISTRAR (F&A)

Arav
SR. DY. REGISTRAR (F&A)

Ally
26/5/14
FINANCE OFFICER

FORM OF FINANCIAL STATEMENTS (NON-PROFIT ORGANISATIONS)

NAME OF ACCOUNT: PETROL PUMP, I.I.T. KANPUR

RECEIPTS AND PAYMENTS FOR THE YEAR ENDED 31ST MARCH'2014

(Amount-₹)

RECEIPTS	CURRENT YEAR	PREVIOUS YEAR	PAYMENTS	CURRENT YEAR	PREVIOUS YEAR
			ESTABLISHMENT / ADMINISTRATIVE EXP.		
			Honorarium to Staff	-	3,500
			Stamping Expenses	1,710	4,000
Sale of Petrol	32,073,774	27,106,407			
Amount transferred from Institute	31,711,392	26,677,380	Amount transferred to Institute A/c	32,072,064	27,098,907
			Purchase of Petrol	31,703,149	26,677,380
			Advance to IOC	8,243	-
TOTAL	63,785,166	53,783,787	TOTAL	63,785,166	53,783,787

S.K. Gupta

ASST. REGISTRAR (F&A)

A.K.

SR. DY. REGISTRAR (F&A)

Ally
26/5/14

FINANCE OFFICER

FORM OF FINANCIAL STATEMENTS (NON-PROFIT ORGANISATIONS)
NAME OF ACCOUNT: PRMS ACCOUNT, I.I.T. KANPUR

RECEIPTS AND PAYMENTS FOR THE YEAR ENDED 31ST MARCH'2014

(Amount-₹)

RECEIPTS	CURRENT YEAR	PREVIOUS YEAR	PAYMENTS	CURRENT YEAR	PREVIOUS YEAR
OPENING BALANCE					
Bank Balances	3,230,906	251,209			
Contribution Received -	1,326,830	1,485,310	Bank Charges	-	200
Investments Encashed	-	-	Investments Made	3,500,000	-
Interest Earned -			Refund of Subscription	55,700	29,180
Interest on Investments	1,699,193	1,469,504			
Interest on SB A/c	97,602	54,263			
			CLOSING BALANCE		
			Bank Balance	2,798,831	3,230,906
TOTAL	6,354,531	3,260,286	TOTAL	6,354,531	3,260,286

S.K. Gupta
ASST. REGISTRAR (F&A)

Abhishek
SR. DY. REGISTRAR (F&A)

M. 26/5/14
FINANCE OFFICER

FORM OF FINANCIAL STATEMENTS (NON-PROFIT ORGANISATIONS)
NAME OF ENTITY: PROVIDENT FUND INDIAN INSTITUTE OF TECHNOLOGY KANPUR

RECEIPTS AND PAYMENTS FOR THE YEAR ENDED 31ST MARCH' 2014

(Amount-₹)

RECEIPTS	CURRENT YEAR	PREVIOUS YEAR	PAYMENTS	CURRENT YEAR	PREVIOUS YEAR
OPENING BALANCE			ESTABLISHMENT/ADMINISTRATIVE EXP.		
Bank Balances	24,184,835	28,499,640	Bank Charges	320	2,021
SUBSCRIPTION RECEIVED			Withdrawals	66,696,200	50,632,500
Institute Account (A/c-I)	124,332,908	133,974,440	Advances	10,037,504	8,740,551
Account - II	4,523,240	4,303,105	Final Payments	98,084,840	98,622,419
Deputationist/others	9,184,963	8,351,198			
Interest Received					
Interest on Savings A/c	727,592	900,583			
Inst. Contri. to CPF & Interest	1,859,941	-			
Interest on GPF/CPF	88,354,408	82,053,360			
Investments Encashed	90,000,000	101,600,000	Investments Made	157,500,000	177,500,000
Temporary Loans	-	30,000,000	Temporary Loans		30,000,000
Refundable Receipts	-	52,000	Refunds - Subscription	14,000	52,000
			Closing Balance		
			Bank Balance	10,835,023	24,184,835
TOTAL	343,167,887	389,734,326	TOTAL	343,167,887	389,734,326

S.K. Gupta
ASTT. REGISTRAR (F&A)

Praveen
SR. DY. REGISTRAR (F&A)

M. 26/5/14
FINANCE OFFICER

FORM OF FINANCIAL STATEMENTS (NON-PROFIT ORGANISATIONS)

NAME OF ACCOUNT: NEW PENSION SCHEME, I.I.T. KANPUR

RECEIPTS AND PAYMENTS FOR THE YEAR ENDED 31ST MARCH 2014

(Amount-₹)

RECEIPTS	CURRENT YEAR	PREVIOUS YEAR	PAYMENTS	CURRENT YEAR	PREVIOUS YEAR
OPENING BALANCE			ESTABLISHMENT / ADMINISTRATIVE EXP.		
Bank Balances	3,376,954	3,975,709	Bank Charges	958	650
			Transfer to Account - I / Provident Fund	-	448,765
			Withdrawals	-	-
Institute / Employee Contribution	43,006,418	32,422,015	Amount Transferred to NPS Trust Bank	40,943,719	32,505,628
Temporary Loan	-	-	Temporary Loan	-	-
Refundable Receipt	-	-	Refundable Receipt	-	65,727
			CLOSING BALANCE		
			Bank Balance	5,438,695	3,376,954
TOTAL	46,383,372	36,397,724	TOTAL	46,383,372	36,397,724

Sr. Gupta
ASTT. REGISTRAR (F&A)

Ashu
SR. DY. REGISTRAR (F&A)

M. 26/3/14
FINANCE OFFICER

**FORM OF FINANCIAL STATEMENTS (NON-PROFIT ORGANIZATIONS),
NAME OF ACCOUNT: HALL MANAGEMENT ACCOUNT, I.I.T. KANPUR**

RECEIPTS AND PAYMENTS FOR THE YEAR ENDED 31ST MARCH' 2014

(Amount-₹)

RECEIPTS	CURRENT YEAR	PREVIOUS YEAR	PAYMENTS	CURRENT YEAR	PREVIOUS YEAR
OPENING BALANCES			ESTABLISHMENT / ADMIN. EXPENSES		
Balance with Bank	332,388	527,076	Pay & Allowances	28,689,031	37,461,318
			Liveries	118,958	117,029
GRANT RECEIVED			Bank Charges	55	110
From Institute	30,000,000	30,000,000	PAYMENT FOR PRIVATISATION OF HALL MESS		
			HALL I	4,833,618	4,825,726
OTHER INCOME			HALL II	5,507,286	3,206,486
Mess Establishment Charges from Institute	100,386,058	85,677,945	HALL III	4,776,125	3,075,464
			HALL IV	5,812,768	5,549,634
MISCELLANEOUS RECEIPTS			HALL V	6,927,259	5,929,463
Interest on TDR/ SB / RBI Bond	238,599	444,768	HALL VI	4,905,127	3,721,082
Misc. Receipts	77,346	200	HALL VII	5,737,514	5,413,781
			HALL VIII	5,784,542	6,254,743
Recovery through salary	10,000	74,342	HALL IX	5,576,787	5,520,006
Recovery from LTC Advance	-	2,564	HALL X	6,446,767	7,338,320
Amount Received from GSLI	600,075	-	HALL XI	3,702,693	22,313
			GH	5,165,195	5,166,657
REFUND - ADVANCES			TDS on Contractor	1,015,110	763,950
Medical	721,568	827,500	Medical Reimbursement	2,220,642	2,154,277
LTC/Home Town	-	14,436	Tuition Fee Reimbursement	58,388	66,692
Festival	36,000	238,575	HomeTown/LTC Expenses	18,745	50,547
Conveyance Advance	29,960	22,600	Miscellaneous Expenses	267,049	885,220
			ADVANCES		
Contractor Security Money	1,500,000	4,000,000	LTC/Home Town	-	17,000
Loan refunded to Hall Management	-	1,000,000	Medical	734,200	977,300
			Salary (Festival Advance)	108,750	232,500
TRANSFERS			Conveyance Advance	-	48,000
Fund Hall Management	5,000,000	-	Refund - Contractor Security Money	2,558,357	500,000
Hall XI	400,000	-	Loan to Fund Hall Management	-	1,000,000
			Pension Hall Management Account	31,600,000	22,200,000
			TRANSFERS		
			Fund Hall Management	5,000,000	-
			Hall XI	400,000	-
			CLOSING BALANCE		
			Balance with Bank	1,367,028	332,388
TOTAL	139,331,994	122,830,006	TOTAL	139,331,994	122,830,006

ASTT. REGISTRAR (F&A)

SR. DY. REGISTRAR (F&A)

FINANCE OFFICER

FORM OF FINANCIAL STATEMENTS (NON-PROFIT ORGANISATIONS)

NAME OF ACCOUNT: FUND HALL MANAGEMENT, I.I.T. KANPUR

RECEIPTS AND PAYMENTS FOR THE YEAR ENDED 31ST MARCH' 2014

(Amount-₹)

RECEIPTS	CURRENT YEAR	PREVIOUS YEAR	PAYMENTS	CURRENT YEAR	PREVIOUS YEAR
OPENING BALANCES			ADMINISTRATIVE EXPENSES		
Balance with Bank	5,489,831	4,574,855	Final Payment to Retired Mess Employees	3,198,300	7,566,984
			GPF Advances/Withdrawals	4,779,100	4,540,000
SUBSCRIPTION					
GPF	7,134,395	8,167,958	Miscellaneous Expenses	-	160,000
OTHER INCOME					
Interest on TDR/ SB / Misc.	2,684,239	1,492,794			
INVESTMENTS ENCASHED	17,598,176	9,000,000	INVESTMENTS MADE	19,636,245	5,478,792
TRANSFERS			TRANSFERS		
Hall Management	5,000,000	1,000,000	Hall Management	5,000,000	1,000,000
			CLOSING BALANCE		
			Balance with Bank	5,292,996	5,489,831
TOTAL	37,906,641	24,235,607	TOTAL	37,906,641	24,235,607

ASTT. REGISTRAR (F&A)

SR. DY. REGISTRAR (F&A)

FINANCE OFFICER

FORM OF FINANCIAL STATEMENTS (NON-PROFIT ORGANISATIONS)
NAME OF ACCOUNT: PENSION HALL MANAGEMENT ACCOUNT, I.I.T. KANPUR

RECEIPTS AND PAYMENTS FOR THE YEAR ENDED 31ST MARCH' 2014

(Amount-₹)

RECEIPTS	CURRENT YEAR	PREVIOUS YEAR	PAYMENTS	CURRENT YEAR	PREVIOUS YEAR
OPENING BALANCES			ESTABLISHMENT / ADMIN.EXPENSES		
Balance with Bank	1,915,044	566,944	Gratuity and Commutation	11,144,228	8,549,794
			Family Pension, Pension & Ex-Gratia	20,885,843	12,343,842
GRANT RECEIVED					
Transfer from Hall Management	31,600,000	22,200,000			
OTHER INCOME					
Interest on TDR/ SB / Misc.	43,891	41,736			
REFUNDS					
Pension	43,624				
			CLOSING BALANCE		
			Balance with Bank	1,572,488	1,915,044
TOTAL	33,602,559	22,808,680	TOTAL	33,602,559	22,808,680

S.K. Gupta
ASTT. REGISTRAR (F&A)

Asw
SR. DY. REGISTRAR (F&A)

M
FINANCE OFFICER

SCHEDULES OF BALANCE SHEET

FORM OF FINANCIAL STATEMENTS (NON-PROFIT ORGANISATIONS)
NAME OF ENTITY: INDIAN INSTITUTE OF TECHNOLOGY KANPUR

SCHEDULE FORMING PART OF BALANCE SHEET AS AT 31ST MARCH'2014

SCHEDULE - 3
(Amount-₹)

SCHEDULE 3(a) - CORPUS/CAPITAL FUND	CURRENT YEAR		PREVIOUS YEAR
Balance as at the beginning of the year :			
Capital Fund	(904,279,044)		
Less: Depreciation	850,270,612		
Add: By Adjustment (Amount receivable)	7,926,095,790	6,171,546,134	(2,186,997,588)
Grants in Aid (Plan) received during the year from MHRD (GOI)	2,600,000,000		
Add : Funds from Endowment for Plan Activities	9,849,995		
	2,609,849,995		
Less : Excess of Income over Expenditure for the year	105,242,482		
Less : Utilization agst Recurring Expenditure	281,010,902		
Less : Utilization agst Plan- Advances	595,540,828		
Add : Value of Donated Equipment	160,712		
Add : Value of Donated Books & Journals	118,267		
Less: Value of Written-off/Stolen Equipment	76,184,654		
Less: Value of Lost Books	106,571		
Less: Value of Books Donated	21,432	1,552,022,105	1,010,278,996
		7,723,568,239	(1,176,718,592)
Utilization as Advances			
(a) Schedule - 13 (Non-Recurring)	436,551,730		
(b) Schedule - 12	6,404,470		
(c) Schedule - 13 (Recurring)	158,989,098	601,945,298	272,439,548
TOTAL 3(a)		8,325,513,537	(904,279,044)

Sk Gupta
ASTT. REGISTRAR (F&A)

SR. DY. REGISTRAR (F&A)

FINANCE OFFICER

46

**FORM OF FINANCIAL STATEMENTS (NON-PROFIT ORGANISATIONS)
NAME OF ENTITY: INDIAN INSTITUTE OF TECHNOLOGY KANPUR**

SCHEDULE FORMING PART OF BALANCE SHEET AS AT 31ST MARCH'2014

**SCHEDULE - 3
(Amount-₹)**

SCHEDULE 3(b) - CORPUS/CAPITAL FUND - OTHER DEPARTMENTS	CURRENT YEAR		PREVIOUS YEAR
Research & Development Account			
Capital Fund as per last Balance sheet	91,196,513		
Add: Funds Capitalised during the year	3,035,647	94,232,160	91,196,513
Project Account (Account - II)			
Capital Fund as per last Balance sheet	3,238,925,960		
Less: Equipments written off	23,123,264		
Add: Funds Capitalised during the year	292,070,521	3,507,873,217	3,238,925,960
JEE Account			
Capital Fund as per last Balance sheet	5,477,637		
Funds Capitalised during the year	28,846	5,506,483	5,477,637
GATE and Jam Account			
Capital Fund as per last Balance sheet	3,520,907		
Funds Capitalised during the year (GATE and JAM)	13,300	3,534,207	3,520,907
Dean's Capital Fund Account			
Capital Fund as per last Balance sheet	16,957,894		
Funds Capitalised during the year	1,589,713	18,547,607	16,957,894
Endowment Fund Account			
Capital Fund as per last Balance sheet		93,108	93,108
Visitor's Hostel			
Capital Fund as per last Balance sheet		199,543	199,543
TOTAL 3(b)		3,629,986,325	3,356,371,562
SCHEDULE 3(c) - CORPUS/CAPITAL FUND	CURRENT YEAR		PREVIOUS YEAR
Approximate Cost of Land Donated by UP State Government		900,000	900,000
Cost of Land at IET Noida		117,227,164	117,227,164
TOTAL 3(c)		118,127,164	118,127,164
TOTAL 3(a+b+c)		12,073,627,026	2,570,219,682

ASTT. REGISTRAR (F&A)

SR. DY. REGISTRAR (F&A)

FINANCE OFFICER

47

FORM OF FINANCIAL STATEMENTS (NON-PROFIT ORGANISATIONS)

NAME OF ENTITY: INDIAN INSTITUTE OF TECHNOLOGY KANPUR

SCHEDULE FORMING PART OF BALANCE SHEET AS AT 31ST MARCH 2014

SCHEDULE - 4

(Amount-₹)

RESERVES AND SURPLUS	CURRENT YEAR	PREVIOUS YEAR
Campus School		
Excess of Income over Expenditure	154,572	
Add: C/F from Income & Expenditure A/c	5,864	160,436
JEE		
Surplus Fund as per Last year Balance Sheet	52,198,549	
Add: C/F from Income over Expenditure A/c	56,348,846	108,547,395
GATE (JAM)		
Surplus Fund as per Last year Balance Sheet	(608,807)	
Add: C/F from Expenditure over Income A/c	26,214,554	(608,807)
GATE		
Surplus Fund as per Last year Balance Sheet	48,066,158	
Add: C/F from Income & Expenditure A/c	16,296,164	64,362,322
Student Gymkhana		
Surplus Fund as per Last year Balance Sheet	7,409,481	
Less : C/F from Income & Expenditure A/c	352,503	7,056,978
Visitor's Hostel		
Surplus Fund as per Last year Balance Sheet	4,665,027	
Add: C/F from Income & Expenditure A/c	2,406,868	7,071,895
Petrol Pump		
Surplus Fund as per Last year Balance Sheet	1,308,190	
Add: C/F from Income & Expenditure A/c	284,017	1,592,207
Dean's Capital Fund		
Surplus Fund as per Last year Balance Sheet	45,659,512	
Add: C/F from Income & Expenditure A/c	7,847,077	53,506,589
Research & Development		
Surplus Fund as per Last year Balance Sheet	572,463,881	
Add: C/F from Income & Expenditure A/c	47,351,153	619,815,034
New Pension Scheme		
Surplus Fund as per Last year Balance Sheet	3,615	
Less : C/F from Income & Expenditure A/c	958	2,657
TOTAL	887,721,260	731,320,178

ASTT. REGISTRAR (E&A)

SR. DY. REGISTRAR (F&A)

FINANCE OFFICER

48

FORM OF FINANCIAL STATEMENTS (NON-PROFIT ORGANISATIONS)

NAME OF ENTITY: INDIAN INSTITUTE OF TECHNOLOGY KANPUR

SCHEDULE FORMING PART OF BALANCE SHEET AS AT 31ST MARCH 2014

SCHEDULE - 5

(Amount-₹)

EARMARKED/ ENDOWMENT FUNDS	FUND-WISE BREAK UP											CURRENT YEAR	PREVIOUS YEAR
	GENERAL CORPUS	R&D SAVINGS	DORA PROMOTION A/C	DONATIONS	RISK RESERVE	SIDBI	OTHERS						
							MEDICAL EMERGEN CY FUND	CAUTION MONEY	RR	R & D PENSION	OTHERS		
OPENING BALANCE OF FUND													
Corpus	378,415,970	512,085,682	33,590,820	969,551,417	147,202,728	119,854,005	1,734,954	18,753,460	132,423,660	-	197,414	2,313,810,110	1,977,291,502
Interest	-	-	-	-	-	-	-	-	-	-	-	-	-
TOTAL (A)	378,415,970	512,085,682	33,590,820	969,551,417	147,202,728	119,854,005	1,734,954	18,753,460	132,423,660	-	197,414	2,313,810,110	1,977,291,502
ADDITIONS DURING THE YEAR													
Donations/ grants	-	-	-	47,410,646	-	900,000	-	-	-	8,690,287	-	57,000,933	112,215,952
Income from investments made on A/c of funds	27,816,992	36,178,853	10,079,682	92,652,060	20,971,314	11,353,832	163,433	1,766,576	-	409,313	201,594	201,593,648	183,260,887
Refundable Receipts	-	-	203,150	-	-	-	-	-	88,559,353	-	-	88,762,503	134,568,259
Adj. Relating to P.Y.	-	-	-	-	-	-	-	-	1,122,500	-	-	1,122,500	-
Caution Money	-	-	-	-	-	-	-	3,678,000	-	-	-	3,678,000	3,284,000
Other	-	-	-	-	-	-	-	-	-	-	82,955	82,955	17
TOTAL (B)	27,816,992	36,178,853	10,282,832	140,062,706	20,971,314	12,253,832	163,433	5,444,576	89,681,853	9,099,600	284,549	352,240,539	433,329,115
TOTAL C= (A+B)	406,232,962	548,264,536	43,873,652	1,109,614,123	168,174,042	132,107,837	1,898,387	24,198,036	222,105,513	9,099,600	481,963	2,666,050,649	2,410,620,617
UTILIZATION / EXP. TOWARDS OBJECTS OF THE FUND													
CAPITAL EXPENDITURE													
Non- Recurring	9,849,995	-	-	-	-	-	-	-	-	-	-	-	-
Others	-	-	-	-	-	-	-	2,203,900	211,953,614	-	178,000	214,335,514	5,180,386
TOTAL (D)	9,849,995	-	-	-	-	-	-	2,203,900	211,953,614	-	178,000	214,335,514	5,180,386
REVENUE EXPENDITURE													
Towards activities	111,798,315	-	10,315,099	43,429,264	-	11,802,178	-	-	-	-	-	177,344,856	88,466,621
Bank Charges	-	-	38,840	-	-	-	-	-	-	-	-	38,840	35,130
Direct Donations Exp.	-	-	-	12,533,069	-	-	-	-	-	-	-	12,533,069	3,128,371
Adj. Relating to P.Y.	-	-	-	1,122,500	-	-	-	-	-	-	-	1,122,500	-
TOTAL (E)	111,798,315	-	10,353,939	57,084,833	-	11,802,178	-	-	-	-	-	191,039,265	91,650,122
TOTAL F= (D+E)	121,648,310	-	10,353,939	57,084,833	-	11,802,178	-	2,203,900	211,953,614	-	178,000	405,374,780	96,810,508
CLOSING BALANCE (C-F)	284,584,652	548,264,536	33,519,712	1,052,529,290	168,174,042	120,305,659	1,898,387	21,994,136	10,151,899	9,099,600	303,963	2,250,825,874	2,313,810,109

Sk. Gupta

ASST. REGISTRAR (F&A)

Arora

SR. DY. REGISTRAR (F&A)

M/ 26/5/14

FINANCE OFFICER

49

**FORM OF FINANCIAL STATEMENTS (NON-PROFIT ORGANISATIONS)
NAME OF ENTITY: INDIAN INSTITUTE OF TECHNOLOGY KANPUR**

SCHEDULE FORMING PART OF BALANCE SHEET AS AT 31ST MARCH'2014

**SCHEDULE - 6
(Amount-₹)**

CURRENT LIABILITIES & PROVISIONS	CURRENT YEAR		PREVIOUS YEAR
CURRENT LIABILITIES			
Liability against POs - Opening Balance	18,090,740		
Less : By Adjustment - Excess Provision written back	3,681		
Less : Paid During the year	17,848,512	238,547	18,090,740
Liability - Plan Expenditure			
Liability - Object Head 35	23,803,987		
Liability - Object Head 31	45,788,516	69,592,503	-
Liability - Non-Plan Expenditure			
Opening Balance	63,769,211		
Add : For the year	84,178,404		
Less : Paid during the year	63,769,211	84,178,404	63,769,211
Other Receipts Payable			
Opening Balance	61,650,112		
Add : For the year	690,005,694		
Less: Liabilities discharged during the year	726,745,866	24,909,940	61,650,112
Liability - (New Pension Scheme)			
Opening Balance	3,373,339		
Add : Contribution received during the year	43,006,418		
	46,379,757		
Less : Transferred during the year	40,943,719	5,436,038	3,373,339

ASTT. REGISTRAR (F&A)

SR. DY. REGISTRAR (F&A)

FINANCE OFFICER

50

FORM OF FINANCIAL STATEMENTS (NON-PROFIT ORGANISATIONS)

NAME OF ENTITY: INDIAN INSTITUTE OF TECHNOLOGY KANPUR

SCHEDULE FORMING PART OF BALANCE SHEET AS AT 31ST MARCH'2014

SCHEDULE - 6 (CONTD..)

(Amount-₹)

CURRENT LIABILITIES & PROVISIONS	CURRENT YEAR		PREVIOUS YEAR
Liability - (PRM Scheme)			
Opening Balance	20,630,906		
Add: During the year	3,067,925	23,698,831	20,630,906
Other Liabilities			
Liability against IWD Capital Works	8,918,462		-
Against Security	1,006,304		1,006,304
Account - II (Project Account - Credit Balances)	1,118,824,944	1,128,749,710	1,276,954,433
DEPOSITS			
Earnest Money Deposits - (Opening Balance)	856,647		
Add: During the year	326,000		
Less: Refunds	5,000	1,177,647	856,647
Security Deposits - (Opening Balance)	1,298,154		
Add: During the year (Account - I)	8,223		
Add : By adjustment (visitors hostel)	18,000		
Add : During the year (Deans Capital Fund)	100,000		
Less: Refunds(Account - I)	20,000	1,404,377	1,298,154
Students Caution Money - (Opening Balance)	577,400		
Add: During the year	4,436,400		
Less: Refunds	4,473,300	540,500	577,400

ASTT. REGISTRAR (F&A)

SR. DY. REGISTRAR (F&A)

FINANCE OFFICER

51

FORM OF FINANCIAL STATEMENTS (NON-PROFIT ORGANISATIONS)
NAME OF ENTITY: INDIAN INSTITUTE OF TECHNOLOGY KANPUR

SCHEDULE FORMING PART OF BALANCE SHEET AS AT 31ST MARCH 2014

SCHEDULE - 6 (CONTD..)
(Amount-₹)

CURRENT LIABILITIES & PROVISIONS	CURRENT YEAR	PREVIOUS YEAR
Hostel Security - (Opening Balance)	29,437,586	
Add: During the year	9,410,000	
Less: Refunds	3,414,000	29,437,586
Caution Money (Account II) - (Opening Balance)		311,500
Security Deposits (IWD) - (Opening Balance)	19,651,471	
Add: During the year	15,423,640	
Less: Refunds	14,360,506	19,651,471
Loan to JAM Account from Gate Account - (Opening Balance)	2,200,000	
Add : During the year	1,000,000	
Less : During the year	2,200,000	2,200,000
Loan to R & D from Account - II - (Opening Balance)	-	
Add : During the year	90,000,000	
Less : During the year	-	90,000,000
Loan from Endowment to Account - I - (Opening Balance)	-	
Add : During the year	183,092,738	
Less : During the year	150,000,000	-
Provision against Retirement Benefits		
Up-to 2012-13 (Retirement Benefits)	7,926,495,790	
Add: For the Year 2013-14 (New Pension Scheme & CPF)	2,170,369	
Add: For the Year 2013-14 (Retirement Benefits)	834,107,561	7,926,495,790
TOTAL	10,283,252,646	9,426,303,593

S.K. Gupta
ASTT. REGISTRAR (F&A)

Awary
SR. DY. REGISTRAR (F&A)

M/ 2015/114
FINANCE OFFICER

52

**FORM OF FINANCIAL STATEMENTS (NON-PROFIT ORGANISATIONS)
NAME OF ENTITY: INDIAN INSTITUTE OF TECHNOLOGY KANPUR**

SCHEDULE FORMING PART OF BALANCE SHEET AS AT 31ST MARCH 2014

**SCHEDULE - 7
(Amount-₹)**

FIXED ASSETS DESCRIPTION	GROSS BLOCK				DEPRECIATION				NET BLOCK	
	AT THE BEGINNING OF THE YEAR	ADDITIONS DURING THE YEAR	DEDUCTIONS DURING THE YEAR	AT THE END OF THE YEAR	AT THE BEGINNING OF THE YEAR	FOR THE YEAR	DEDUCTIONS DURING THE YEAR	AT THE END OF THE YEAR	AS AT 31.03.2014	AS AT 31.03.2013
A. FIXED ASSETS (INSTITUTE)										
1. Land										
Freehold	900,000	-	-	900,000	-	-	-	-	900,000	900,000
IET - Noida	117,227,164	-	-	117,227,164	-	-	-	-	117,227,164	117,227,164
2. Buildings (On free hold Land)	3,663,903,490	936,729,503	-	4,600,632,993	861,500,223	43,563,662	-	905,063,885	3,695,569,108	2,817,534,147
3. Plant Machinery (Central Aircon.)	85,018,578			85,018,578	39,485,612	5,491,087	-	44,976,699	40,041,879	45,532,966
4. Non-Consumables including	3,403,844,467	1,030,312,136	-	4,697,240,187	1,762,408,835	251,268,626	-	2,013,677,461	2,683,562,726	1,641,435,632
Add: Adv. agst Equipments Capitalized	-	15,130,880	-	-	-	-	-	-	-	-
Add: Initiation Grant to new faculty	-	8,188,880	-	-	-	-	-	-	-	-
Add: Import (Previous Year)	-	315,787,766	-	-	-	-	-	-	-	-
Gifted / Donated Equipment	-	160,712	-	-	-	-	-	-	-	-
Less: Equipment (Write Off)	-	-	76,184,654	-	-	-	-	-	-	-
Add: By Adjustment [Audit Para A.2(c)]	15,130,880	-	15,130,880	-	-	-	-	-	-	-
Automation	778,323	-	-	778,323	-	-	-	-	778,323	778,323
5. Major Central Res. Equip. (CARE)	70,095,190	28,338,184	-	98,433,374	-	-	-	-	98,433,374	70,095,190
6. Vehicles	9,428,396			9,428,396	8,183,061	294,309		8,477,370	951,026	1,245,335
7. Library Books/ Departmental Lib.	312,259,665	12,376,331	-	335,306,223	197,752,644	23,608,075		221,360,719	113,945,504	114,507,021
Less: Value of Lost Books (Para A.1)	-	-	106,571	-	-	-		-	-	-
Digitilization of Library	-	10,679,963	-	-	-	-		-	-	-
Gifted / Donated Books	-	118,267	21,432	-	-	-		-	-	-
TOTAL (A)	7,678,586,153	2,357,822,622	91,443,537	9,944,965,238	2,869,330,375	324,225,759		3,193,556,134	6,751,409,104	4,809,255,778
B. FIXED ASSETS (PROJECTS)										
Building & Works (B)	224,631,989	-	-	224,631,989	-	45,986,937		45,986,937	178,645,052	224,631,989
C. PERIODICAL & JOURNALS										
Periodical & Journals (C)	992,074,227	91,102,067	-	1,083,176,294	-	480,057,916		480,057,916	603,118,378	992,074,227
TOTAL D = (B+C)	1,216,706,216	91,102,067		1,307,808,283		526,044,853		526,044,853	781,763,430	1,216,706,216

SK. Anup
ASTT. REGISTRAR (F&A)

SR. DY. REGISTRAR (F&A)

FINANCE OFFICER

53

FORM OF FINANCIAL STATEMENTS (NON-PROFIT ORGANISATIONS)
NAME OF ENTITY: INDIAN INSTITUTE OF TECHNOLOGY KANPUR

SCHEDULE FORMING PART OF BALANCE SHEET AS AT 31ST MARCH 2014

SCHEDULE - 7 (CONTD..)
(Amount-₹)

FIXED ASSETS DESCRIPTION	GROSS BLOCK				DEPRECIATION				NET BLOCK	
	AT THE BEGINING OF THE YEAR	ADDITIONS DURING THE YEAR	DEDUCTIONS DURING THE YEAR	AT THE END OF THE YEAR	AT THE BEGINING OF THE YEAR	FOR THE YEAR	DEDUCTION S DURING THE YEAR	AT THE END OF THE YEAR	AS AT 31.03.2014	AS AT 31.03.2013
D. FIXED ASSETS (OTHER DEPARTMENTS)										
Research & Development	91,196,513	3,035,647	-	94,232,160	-	-	-	-	94,232,160	91,196,513
Account No. II	3,223,412,792	292,070,521		3,492,360,049					3,492,360,049	3,223,412,792
Less: Equipments Writeoff			23,123,264							
JEE	5,477,637	28,846	-	5,506,483					5,506,483	5,477,637
GATE/JMET/JAM	3,520,907	13,300	-	3,534,207					3,534,207	3,520,907
Deans Capital Fund	16,957,894	1,589,713	-	18,547,607					18,547,607	16,957,894
Visitor's Hostel	199,543	-	-	199,543					199,543	199,543
Endowment Fund A/c	93,108	-	-	93,108					93,108	93,108
TOTAL (E)	3,340,858,394	296,738,027	23,123,264	3,614,473,157	-	-	-	-	3,614,473,157	3,340,858,394
E. CAPITAL WORK IN PROGRESS (F)	548,244,419	351,522,705	548,244,419	351,522,705	-	-	-	-	351,522,705	548,244,419
TOTAL (A)+(D)+(E)+(F)	12,784,395,182	3,097,185,421	662,811,220	15,218,769,383	2,869,330,375	850,270,612	-	3,719,600,987	11,499,168,396	9,915,064,807
PREVIOUS YEAR	10,856,680,539	2,642,021,402	714,306,759	12,769,264,302	2,602,987,924	266,342,451	-	2,869,330,375	9,915,064,807	10,856,680,539

ASTT. REGISTRAR (F&A)

SR. DY. REGISTRAR (F&A)

FINANCE OFFICER

54

FORM OF FINANCIAL STATEMENTS (NON-PROFIT ORGANISATIONS)
NAME OF ENTITY: INDIAN INSTITUTE OF TECHNOLOGY KANPUR

SCHEDULE FORMING PART OF BALANCE SHEET AS AT 31ST MARCH 2014

SCHEDULE - 8
(Amount-₹)

INVESTMENTS FROM EARMARKED/ ENDOWMENT FUNDS	CURRENT YEAR		PREVIOUS YEAR
Opening Balance	2,132,737,000		
Add: Investment Made	393,000,000		
Less: Investment Matured	316,150,000	2,209,587,000	2,132,737,000
TOTAL		2,209,587,000	2,132,737,000

SCHEDULE - 9
(Amount-₹)

INVESTMENTS - INSTITUTE	CURRENT YEAR		PREVIOUS YEAR
ACCOUNT NO. II			
Opening Balance	729,000,000		
Add: Investment During the Year	660,000,000		
Less : Transferred to Endowment	50,000,000		
Less: Encashed During the Current Year	644,000,000	695,000,000	729,000,000
RESEARCH & DEVELOPMENT			
Opening Balance	570,000,000		
Add: Investment During the Year	200,000,000		
Less: Encashed During the Current Year	75,000,000	695,000,000	570,000,000
DEANS' CAPITAL FUND			
Opening Balance	34,485,693		
Add: Investment During the Year	45,548,264		
Less: Encashed During the Current Year	10,548,264	69,485,693	34,485,693
GATE AND JAM			
Opening Balance	30,000,000		
Add: Investment During the Year	105,000,000		
Less: Encashed During the Current Year	50,000,000	85,000,000	30,000,000
PRM SCHEME			
Opening Balance	17,400,000		
Add: Investment During the Year	3,500,000	20,900,000	17,400,000
JEE			
Opening Balance	50,000,000		
Add: Investment Made	15,000,000	65,000,000	50,000,000
STUDENT GYMKHANA			
Opening Balance	4,190,870		
Add: Investment Made	1,000,000	5,190,870	4,190,870
TOTAL		1,635,576,563	1,435,076,563

ASST. REGISTRAR (F&A)

SR. DY. REGISTRAR (F&A)

FINANCE OFFICER

55

**FORM OF FINANCIAL STATEMENTS (NON-PROFIT ORGANISATIONS)
NAME OF ENTITY: INDIAN INSTITUTE OF TECHNOLOGY KANPUR**

SCHEDULE FORMING PART OF BALANCE SHEET AS AT 31ST MARCH 2014

**SCHEDULE - 10
(Amount-₹)**

CURRENT ASSETS, LOANS & ADVANCES	SCHEDULE	CURRENT YEAR		PREVIOUS YEAR
A. CURRENT ASSETS				
1. STOCKS				
a) Closing Stocks (IWD)		24,953,655		
b) Closing Stocks (Petrol Pump)		1,583,964	26,537,619	4,878,471
2. CLOSING BALANCES				
a) Cash Balance In Hand	-	-		
b) Cheque lying with the store		5,730,894		
c) Balance With Scheduled Banks	10(a)	243,102,638	248,833,532	696,720,805
3. RECEIVABLES				
From GOI against retirement benefits			8,760,203,351	-
B. LOANS AND ADVANCES				
LOANS TO STAFF				
a) Conveyance Advances				
Opening Balance As Per Last Year Balance Sheet		4,930,458		
Less : By Adjustment		1,552		
Add : Payments During The Year		1,180,000		
Less: Recoveries During The Year		1,660,426	4,448,480	4,930,458
b) House Building Advances				
Opening Balance As Per Last Year Balance Sheet		16,874,632		
Less: Recoveries During The Year		2,868,232	14,006,400	16,874,632
c) PC Advances				
Opening Balance As Per Last Year Balance Sheet		1,657,852		
Add : Payments During The Year		330,000		
Less : Recoveries During The Year		769,397	1,218,455	1,657,852

ASTT. REGISTRAR (F&A)

SR. DY. REGISTRAR (F&A)

FINANCE OFFICER

FORM OF FINANCIAL STATEMENTS (NON-PROFIT ORGANISATIONS)
NAME OF ENTITY: INDIAN INSTITUTE OF TECHNOLOGY KANPUR

SCHEDULE FORMING PART OF BALANCE SHEET AS AT 31ST MARCH'2014

SCHEDULE - 10 (CONTD..)
(Amount-₹)

CURRENT ASSETS, LOANS & ADVANCES	SCHEDULE	CURRENT YEAR	PREVIOUS YEAR
d) Interest Accrued on Staff Loans			
On House Building Advance		16,665,637	
On Conveyance Advance		2,008,910	
On PC Advance		566,682	20,083,015
ADVANCES TO STAFF			
a) Festival Advances			
Opening Balance As Per Last Year Balance Sheet		4,500	
Add :Payments During The Year		757,500	
Less :Recoveries During The Year		283,875	4,500
b) TA / LTC Advance			
Opening Balance As Per Last Year Balance Sheet		2,160,410	
Add:Advances During the Year		1,120,090	
Less : During the Year		1,803,700	2,160,410
c) Other Staff Advances			
Medical Advance			992,362
Advance for International Conference			710,950
Advance for Convocation Expenses		50,000	84,000
Advance for Legal Expenses		105,400	100,000
Advance for Departmental Expenses		2,401,180	218,173
Advance for Student Support Services		170,590	44,500
Advance for Vechile Maintenance		317,000	-
Advance for Counselling Services		30,000	-

S.K. Gupta
ASST. REGISTRAR (F&A)

Arjun
SR. DY. REGISTRAR (F&A)

M
26/5/14
FINANCE OFFICER

FORM OF FINANCIAL STATEMENTS (NON-PROFIT ORGANISATIONS)

NAME OF ENTITY: INDIAN INSTITUTE OF TECHNOLOGY KANPUR

SCHEDULE FORMING PART OF BALANCE SHEET AS AT 31ST MARCH'2014

**SCHEDULE - 10 (CONTD.)
(Amount-₹)**

CURRENT ASSETS, LOANS & ADVANCES	SCHEDULE	CURRENT YEAR		PREVIOUS YEAR
ADVANCES TO OTHERS				
a) Periodical & Journals Advance				
Opening Balance As Per Last Year Balance Sheet		79,091,772		
Add:Advances During the Year		121,593,978		
Less : Capitalised During the Year		91,102,067	109,583,683	79,091,772
b) Digitilization of Library Advance				
Opening Balance As Per Last Year Balance Sheet		10,679,963		
Add:Advances During the Year		13,721,907		
Less : Capitalised During the Year		10,679,963	13,721,907	10,679,963
c) Advance for Import				
Opening Balance As Per Last Year Balance Sheet		314,118,204		
Less: During The Year (Cheque Canceled)		1,393,358		
Add: During The Year (For Non Consumable)		404,564,850		
Less: Capitalised During The Year		315,787,766	401,501,930	314,118,204
d) Advance to Suppliers for Equipment (A/c II)				
Opening Balance As Per Last Year Balance Sheet		25,956,461		
Less: Capitalized during the year		20,705,974		
Add: During The Year		37,851,215	43,101,702	25,956,461
e) Advance for Work Contracts				
Secured Advance - Civil		15,267,674		49,035,155
Secured Advance - Electrical		30,008,536		64,092,676
Mobilization Advance - Civil		-	45,276,210	13,789,527
f) Advance to Suppliers for Equipment (A/c I)				
Add : During the year		15,130,880		
Less : Capitalized During the year		31,160,093		
		15,130,880	31,160,093	15,130,880
g) Marging Money for Periodicals & Journals				
			24,500,000	-

ASTT. REGISTRAR (F&A)

SR. DY. REGISTRAR (F&A)

FINANCE OFFICER

58

FORM OF FINANCIAL STATEMENTS (NON-PROFIT ORGANISATIONS)
NAME OF ENTITY: INDIAN INSTITUTE OF TECHNOLOGY KANPUR

SCHEDULE FORMING PART OF BALANCE SHEET AS AT 31ST MARCH'2014

SCHEDULE - 10 (CONTD..)
(Amount-₹)

CURRENT ASSETS, LOANS & ADVANCES	SCHEDULE	CURRENT YEAR	PREVIOUS YEAR
ADVANCES BY SUBSIDIARIES			
i) ACCOUNT NO. II			
Loan to SIDBI Incubatees		9,655,941	9,655,941
HBA/Conveyance Advance		228,483	297,187
Festival Advance		15,750	16,875
Advances towards Recurring Expenses	8,325,157		
Less: Settled during the year	7,275,057		
Add: During the year	8,736,888	9,786,988	8,325,157
Amount Recoverable under Different Projects		213,431,514	181,653,490
ii) JEE			
Contingencies Advance			
Opening Balance As Per Last Year Balance Sheet	982,787		
Less: During The Year	982,787		
Add: During The Year	350,000	350,000	982,787
iii) GATE			
Travel Advance		-	15,000
Advance to JAM (Opening Balance)	2,200,000		
Add: During the year	1,000,000		
Less : Refund during the year	2,200,000	1,000,000	2,200,000
iii) DEANS CAPITAL FUND (Opening Balance)			
	17,500		
Less: By Adjustment	2,500	15,000	17,500
iv) STUDENT GYMKHANA			
Opening Balance As Per Last Year Balance Sheet	-		
Add : During the year	59,525		
Less : Recovery During The Year	-	59,525	-

ASST. REGISTRAR (F&A)

SR. DY. REGISTRAR (F&A)

FINANCE OFFICER

59

FORM OF FINANCIAL STATEMENTS (NON-PROFIT ORGANISATIONS)
NAME OF ENTITY: INDIAN INSTITUTE OF TECHNOLOGY KANPUR

SCHEDULE FORMING PART OF BALANCE SHEET AS AT 31ST MARCH'2014

SCHEDULE - 10 (CONTD..)
(Amount-₹)

CURRENT ASSETS, LOANS & ADVANCES	SCHEDULE	CURRENT YEAR		PREVIOUS YEAR
v) PETROL PUMP (Advance to IOC)			8,243	-
vi) CAMPUS SCHOOL			11,800	11,800
vii) MISC. WORK ADVANCES (Opening Balance)		409,622		
Add :Payments During The Year		1,000	410,622	409,622
C. OTHER ASSETS				
1. Security Deposits				
i) Security with KESCO		9,774,275		
ii) Security with IOL		42,000		
iii) Telephone Security (GATE)		5,000		
iv) Security (Visitors Hostel)		18,000	9,839,275	9,821,275
2. Other Deposits				
ii) Share in Technology Co-operative Society			10,000	10,000
3. Internal Transfers				
i) Loan to R & D by Account II		90,000,000		
ii) Loan to Account - I from Endowment		33,092,738		
iii) Transferred to Endowment from Account - II for Pension Corpus		8,690,287	131,783,025	-
D. UN-AMORTIZED EXPENDITURE				
Lease Rent Paid in Advance for IET Noida (For 90 Years)		24,003,792		
Less: Written Off During the year		285,760	23,718,032	24,003,792
TOTAL :			10,151,094,847	1,558,775,192

ASTT. REGISTRAR (F&A)

SR. DY. REGISTRAR (F&A)

FINANCE OFFICER

60

**FORM OF FINANCIAL STATEMENTS (NON-PROFIT ORGANISATIONS)
NAME OF ENTITY: INDIAN INSTITUTE OF TECHNOLOGY KANPUR**

SCHEDULE FORMING PART OF BALANCE SHEET AS AT 31ST MARCH'2014

**SCHEDULE - 10(a)
(Amount-₹)**

BALANCE WITH BANKS	SBI	SBI ATM	UBI	CANARA BANK	SBI PENSION	SBI (IWD)	AXIS	SBI (INT BK)	HDFC/ ICICI	TOTAL
ACCOUNT NO. I	17,144,078	68,326	48,936,013	1,454,464	20,455	1,856,907	185,936	789,756	-	70,455,935
ACCOUNT NO. II	56,663,569	-	8,075,379	-	-	-	-	-	-	64,738,948
GATE	1,038,379	-	636,239	-	-	-	-	-	182,704	1,857,322
RESEARCH & DEVELOPMENT	14,815,034	-	-	-	-	-	-	-	-	14,815,034
DEAN CAPITAL FUND	19,539,482	-	-	-	-	-	-	-	-	19,539,482
VISITOR'S HOSTEL	7,053,895	-	-	-	-	-	-	-	-	7,053,895
JEE	43,089,358	-	77,157	-	-	-	16,897	-	13,982	43,197,394
PRM SCHEME	2,798,831	-	-	-	-	-	-	-	-	2,798,831
CAMPUS SCHOOL	148,636	-	-	-	-	-	-	-	-	148,636
ENDOWMENT FUND ACCOUNT	8,146,136	-	-	-	-	-	-	-	-	8,146,136
STUDENT GYMKHANA	1,806,583	-	-	-	-	-	-	-	-	1,806,583
GATE - JAM	3,105,747	-	-	-	-	-	-	-	-	3,105,747
NEW PENSION SCHEME	5,438,695	-	-	-	-	-	-	-	-	5,438,695
TOTAL	180,788,423	68,326	57,724,788	1,454,464	20,455	1,856,907	202,833	789,756	196,686	243,102,638

FORM OF FINANCIAL STATEMENTS (NON-PROFIT ORGANISATIONS)

NAME OF ENTITY: INDIAN INSTITUTE OF TECHNOLOGY KANPUR

**SCHEDULES FORMING PART OF RECEIPTS AND PAYMENTS ACCOUNT AND
INCOME AND EXPENDITURE ACCOUNT FOR THE YEAR ENDED 31ST MARCH'2014**

SCHEDULE - 11

(Amount-₹)

SR. NO.	OTHER INCOME HEAD OF ACCOUNT	AMOUNT		
		RECEIPT & PAYMENT ACCOUNT	DISHONOURED CHEQUES	INCOME & EXPENDITURE ACCOUNT
1	Interest (IWD)	784,689		784,689
2	Electricity Charges	28,450,262	161,387	28,288,875
3	Empanelment Fees (IWD)	885,000		885,000
4	Application Fees	7,573,062	379,575	7,193,487
5	Campus School Fee	1,113,700		1,113,700
6	Estate Receipts	740,304		740,304
7	Fee I-card/folder	20,930		20,930
8	GATE, JMET, JAM Surplus	20,000,000		20,000,000
9	House Rent & Water Charges	8,637,557	11,793	8,625,764
10	Leave /Salary / Pension Contribution	5,682,835		5,682,835
11	Library Receipts	5,816		5,816
12	Licence Fee - Commercial	1,648,820		1,648,820
13	Miscellaneous Receipts	1,393,060		1,393,060
14	Other Auction	4,260,285		4,260,285
15	M T Section Receipts	2,123,309		2,123,309
16	Visitor's Hostel Receipts	11,641,647		11,641,647
17	RTI Receipts	5,842		5,842
18	Telephone Rental Charges	1,580,688		1,580,688
19	Petrol Pump (Net)	360,672		360,672
20	Tender Form Fees (IWD)	561,795	5,775	556,020
21	Medical Non Entitlement	335,871		335,871
22	Revenue (IWD)	1,794,391		1,794,391
	Grand Total	99,600,535	558,530	99,042,005

ASTT. REGISTRAR (F&A)

SR. DY. REGISTRAR (F&A)

FINANCE OFFICER

62

FORM OF FINANCIAL STATEMENTS (NON-PROFIT ORGANISATIONS)

NAME OF ENTITY: INDIAN INSTITUTE OF TECHNOLOGY KANPUR

**SCHEDULES FORMING PART OF RECEIPTS AND PAYMENTS ACCOUNT AND
INCOME AND EXPENDITURE ACCOUNT FOR THE YEAR ENDED 31ST MARCH 2014**

DETAILS OF EXPENDITURE AND ADVANCES IN 11 ITEMS AS PRESCRIBED BY MHRD GOVERNMENT OF INDIA

SCHEDULE - 12

(Amount-₹)

SR. NO.	HEAD OF ACCOUNTS	ADV TRFD. TO SCH' 10	GROSS EXPENDITURE	REFUNDS	NET EXPENDITURE (CARRIED TO I&E)	LIABILITY DIRECTLY TRFD. TO BS	GROSS PAYMENT (CARRIED TO R&P)
1.	(i) PAY AND ALLOWANCES						
	(a) Pay and Allowances	-	889,704,201	42,532,065	847,172,136	70,373,836	819,330,365
	(b) Leave Encashment	-	3,240,210	-	3,240,210	-	3,240,210
	(c) Ad-hoc Bonus / Other Allowances		9,750,874	158,520	9,592,354	30,471	9,720,403
	(d) Re-imbursement of Tuition Fee		6,074,493		6,074,493	632,402	5,442,091
	(e) L.T.C.	763,500	15,445,453	2,130,131	13,315,322	-	16,208,953
	(f) Medical Facilities	1,114,038	34,990,790	1,163,850	33,826,940		36,104,828
	(g) T.A. Including Medical and Foreign TA	356,590	18,485,961	2,091,244	16,394,717	-	18,842,551
	(h) Wages	-	69,298,454	28,964	69,269,490	-	69,298,454
	(ii) FACULTY PERKS						
	(a) Re-Imbursement to faculty for Journals/Society Membership		12,734,702		12,734,702	-	12,734,702
	(b) T.A. for International Scientific Conference	1,292,925	17,175,830	719,381	16,456,449	-	18,468,755
	(c) T.A. for National Conference	-	4,411,312	3,893	4,407,419	-	4,411,312
	(d) Re-imbursement of Telephone rental charges to academic staff		3,597,175		3,597,175	-	3,597,175
	TOTAL (1)	3,527,053	1,084,909,455	48,828,048	1,036,081,407	71,036,709	1,017,399,799
2.	RETIREMENT BENEFITS						
	(a) Pension/Gratuity/Ex-Gratia payment/Retirement benefit/	-	1,310,369,461	374,896	1,309,994,565	834,107,561	476,261,900
	(b) Institute Contribution towards New Pension Scheme	-	23,526,306	401,382	23,124,924	2,015,369	21,510,937
	(c) Institute Contribution to CPF/GPF	-	2,014,941		2,014,941	155,000	1,859,941
	TOTAL (2)	-	1,335,910,708	776,278	1,335,134,430	836,277,930	499,632,778

ASTT. REGISTRAR (F&A)

SR. DY. REGISTRAR (F&A)

FINANCE OFFICER

63

FORM OF FINANCIAL STATEMENTS (NON-PROFIT ORGANISATIONS)

NAME OF ENTITY: INDIAN INSTITUTE OF TECHNOLOGY KANPUR

**SCHEDULES FORMING PART OF RECEIPTS AND PAYMENTS ACCOUNT AND
INCOME AND EXPENDITURE ACCOUNT FOR THE YEAR ENDED 31ST MARCH 2014**

DETAILS OF EXPENDITURE AND ADVANCES IN 11 ITEMS AS PRESCRIBED BY MHRD GOVERNMENT OF INDIA

SCHEDULE - 12 (CONTD..)
(Amount-₹)

SR. NO.	HEAD OF ACCOUNTS	ADV TRFD. TO SCH' 10 2013-14	GROSS EXPENDITURE 2013-14	REFUNDS 2013-14	NET EXPENDITURE (CARRIED TO I&E) 2013-14	LIABILITY DIRECTLY TRFD. TO BS	GROSS PAYMENT (CARRIED TO R&P) 2013-14
3	ADMINISTRATIVE EXPENSES						
	(a) Advertisement		4,390,855		4,390,855	351,126	4,039,729
	(b) Conference and Seminar				-	-	-
	(c) Convocation Expenses	50,000	2,918,781		2,918,781	-	2,968,781
	(d) Counselling Service	30,000	673,968		673,968	-	703,968
	(e) Insurance		1,517,670	778,985	738,685	-	1,517,670
	(f) Legal Charges	5,400	327,032		327,032	-	332,432
	(g) Liveries		162,669	19,686	142,983	-	162,669
	(h) Postage and Telegram		1,575,678	86,703	1,488,975	-	1,575,678
	(i) Printing and Stationery		2,169,824		2,169,824	-	2,169,824
	(j) Miscellaneous Expenditure		1,550,546		1,550,546	-	1,550,546
	(k) VAT - Previous Year				-	-	-
	(l) Subsidy to Oppo. School		200,000		200,000	-	200,000
	(m) Telephone (Rental)/PCO Charges		2,726,523		2,726,523	179,306	2,547,217
	(n) Thesis Honorarium		8,056,366	59,110	7,997,256	-	8,056,366
	(o) Visitors Hostel		12,125,662	954,058	11,171,604	-	12,125,662
	(p) Bank Charges		42,194		42,194	-	42,194
	(q) Service Tax		8,597,620	3,562,655	5,034,965	-	8,597,620
	(r) Audit Fees		1,111,515		1,111,515	-	1,111,515
	TOTAL (3)	85,400	48,146,903	5,461,197	42,685,706	530,432	47,701,871

S.K. Gupta
ASTT. REGISTRAR (F&A)

[Signature]
SR. DY. REGISTRAR (F&A)

[Signature]
26/15/14
FINANCE OFFICER

FORM OF FINANCIAL STATEMENTS (NON-PROFIT ORGANISATIONS)

NAME OF ENTITY: INDIAN INSTITUTE OF TECHNOLOGY KANPUR

**SCHEDULES FORMING PART OF RECEIPTS AND PAYMENTS ACCOUNT AND
INCOME AND EXPENDITURE ACCOUNT FOR THE YEAR ENDED 31ST MARCH 2014**

DETAILS OF EXPENDITURE AND ADVANCES IN 11 ITEMS AS PRESCRIBED BY MHRD GOVERNMENT OF INDIA

SCHEDULE - 12 (CONTD..)

(Amount-₹)

SR. NO.	HEAD OF ACCOUNTS	ADV TRFD. TO SCH' 10 2013-14	GROSS EXPENDITURE 2013-14	REFUNDS 2013-14	NET EXPENDITURE (CARRIED TO I&E) 2013-14	LIABILITY DIRECTLY TRFD. TO BS	GROSS PAYMENT (CARRIED TO R&P) 2013-14
4	DEPARTMENTAL EXPENSES INCLUDING LABORATORY & WORKSHOP FACILITES						
	Departmental Consumables	2,303,427	96,686,787	3,101,833	93,584,904		98,990,214
	TOTAL (4)	2,303,427	96,686,787	3,101,833	93,584,904	-	98,990,214
5	COMPUTING FACILITIES						
	Computer Maintinance and Stationery including AMC		21,593,159	-	21,593,159		21,593,159
	TOTAL (5)	-	21,593,159	-	21,593,159	-	21,593,159
6	STUDENT SUPPORT SERVICES						
	(a) Compulsory Physical Activities (CPA)		2,907,710	23,750	2,883,960	-	2,907,710
	(b) Inter IIT-Meet		3,820,485	107,832	3,712,653	-	3,820,485
	(c) Subsidy to Student Gymkhana		1,398,488		1,398,488	-	1,398,488
	(d) Promotion of Tech.Activities	170,590	1,081,247	65,566	1,015,681	-	1,251,837
	TOTAL (6)	170,590	9,207,930	197,148	9,010,782	-	9,378,520

Sk. Gupta
ASTT. REGISTRAR (F&A)

SR. DY. REGISTRAR (F&A)

FINANCE OFFICER

65

FORM OF FINANCIAL STATEMENTS (NON-PROFIT ORGANISATIONS)
NAME OF ENTITY: INDIAN INSTITUTE OF TECHNOLOGY KANPUR

**SCHEDULES FORMING PART OF RECEIPTS AND PAYMENTS ACCOUNT AND
INCOME AND EXPENDITURE ACCOUNT FOR THE YEAR ENDED 31ST MARCH 2014**

DETAILS OF EXPENDITURE AND ADVANCES IN 11 ITEMS AS PRESCRIBED BY MHRD GOVERNMENT OF INDIA

SCHEDULE - 12 (CONTD..)
(Amount-₹)

SR. NO.	HEAD OF ACCOUNTS	ADV TRFD. TO SCH' 10 2013-14	GROSS EXPENDITURE 2013-14	REFUNDS 2013-14	NET EXPENDITURE (CARRIED TO I&E) 2013-14	LIABILITY DIRECTLY TRFD. TO BS	GROSS PAYMENT (CARRIED TO R&P) 2013-14
7	TRANSPORT SUBSIDY						
	Vehicle Maintenance & Operation	317,000	4,762,074	203,350	4,558,724	-	5,079,074
	TOTAL (7)	317,000	4,762,074	203,350	4,558,724	-	5,079,074
8	HALL PAYMENTS						
	Establishment Charges		30,000,000		30,000,000	-	30,000,000
	Mess Charges		100,386,058		100,386,058	-	100,386,058
	TOTAL (8)	-	130,386,058	-	130,386,058	-	130,386,058
9	HOUSEKEEPING & MAINTENANCE						
	(a) M & R Civil Works	1,000	46,497,936		46,497,936	-	46,498,936
	(b) M& R Electrical Works		35,632,604		35,632,604	-	35,632,604
	(c) Central A.C. Facility		24,722,059		24,722,059	-	24,722,059
	(d) Horticulture		24,047,386		24,047,386	-	24,047,386
	(e) Sanitation		45,106,562		45,106,562	-	45,106,562
	TOTAL (9)	1,000	176,006,547	-	176,006,547	-	176,007,547
10	WATER & ELECTRICITY						
	Electricity Charges	-	279,526,110	-	279,526,110	12,611,263	266,914,847
	TOTAL (10)	-	279,526,110	-	279,526,110	12,611,263	266,914,847
	GRAND TOTAL	6,404,470	3,187,135,731	58,567,904	3,128,567,827	920,456,334	2,273,083,867

ASTT. REGISTRAR (F&A)

SR. DY. REGISTRAR (F&A)

FINANCE OFFICER

66

FORM OF FINANCIAL STATEMENTS (NON-PROFIT ORGANISATIONS)

NAME OF ENTITY: INDIAN INSTITUTE OF TECHNOLOGY KANPUR

**SCHEDULES FORMING PART OF RECEIPTS AND PAYMENTS ACCOUNT AND
INCOME AND EXPENDITURE ACCOUNT FOR THE YEAR ENDED 31ST MARCH'2014**

EXPENDITURE AGAINST NORMAL PLAN GRANT

**SCHEDULE - 13
(Amount-₹)**

SR. NO.	HEAD OF ACCOUNT	ADVANCE TRFD. TO SCH'10	GROSS EXPENDITURE	REFUND	NET ADDITIONS	LIABILITY DIRECTLY TRFD. TO BS	GROSS PAYMENT (CARRIED TO R&P)
1	2	3	4	5	6 = 4 - 5	7	8 = 3 + 4 - 7
A.	Object Head - 35						
	Non-Recurring Expenditure						
1	Building & Works including Electric Plan						
	* Capital Work In Progress		351,522,705		351,522,705	-	351,522,705
	* Fixed Assets		319,673,122	364,274	319,308,848		319,673,122
2	(i) Non-Consumable	31,160,093	1,070,759,968	24,773,568	1,045,986,400	23,803,987	1,078,116,074
	(ii) Advance for Import	404,564,850			-	-	404,564,850
3	Initiation Grant to New Faculty		8,188,880		8,188,880	-	8,188,880
4	Library Books		12,376,331		12,376,331	-	12,376,331
5	Equipment purchased under CARE Scheme		19,719,088		19,719,088	-	19,719,088
6	Advance Periodicals & Journals	826,787			-		826,787
	A. Sub Total - Object Head - 35	436,551,730	1,782,240,094	25,137,842	1,757,102,252	23,803,987	2,194,987,837
B.	Object Head - 31						
B1.	Recurring Expenditure						
1	Scholarship /Assistantship tr. to I&E A/c	-	276,315,837	6,357,103	269,958,734	21,380,747	254,935,090
2	Periodicals & Journals	120,767,191			-	24,407,769	96,359,422
3	Margin Money for Periodicals & Journals	24,500,000					24,500,000
3	Salary & Wages	-	30,583,838	-	30,583,838	-	30,583,838
4	Digitilization of Library	13,721,907	-	-	-	-	13,721,907
5	Departmental Consumable	-	8,500,000	-	8,500,000	-	8,500,000
6	Departmental Review	-	9,412,984	-	9,412,984	-	9,412,984
7	Renovation and Rejuv. Of Academic Buldg	-	8,343,862	-	8,343,862	-	8,343,862
	B1. Sub Total - Object Head - 31	158,989,098	333,156,521	6,357,103	326,799,418	45,788,516	446,357,103
	Total (A+B)	595,540,828	2,115,396,615	31,494,945	2,083,901,670	69,592,503	2,641,344,940

Sk. Anil
ASTT. REGISTRAR (F&A)

SR. DY. REGISTRAR (F&A)

FINANCE OFFICE

67

FORM OF FINANCIAL STATEMENTS (NON-PROFIT ORGANISATIONS)
NAME OF ENTITY: INDIAN INSTITUTE OF TECHNOLOGY KANPUR

**SCHEDULES FORMING PART OF RECEIPTS AND PAYMENTS ACCOUNT AND
INCOME AND EXPENDITURE ACCOUNT FOR THE YEAR ENDED 31st MARCH 2014**

STUDENT FEE TRANSFERABLE

SCHEDULE - 14
(Amount-₹)

SR. NO.	HEAD OF ACCOUNT	AMOUNT	
		RECEIPT	PAYMENT
1	Hostel Security	9,410,000	9,410,000
2	Student (Insurance)	778,985	778,985
3	Membership of SHMC	1,214,700	1,214,700
4	Student Placement	376,400	376,400
5	Student Welfare Fund	1,477,600	1,477,600
6	Students Amenities Fees	3,644,100	3,644,100
7	Student Gymkhana/ SFS	1,864,650	1,864,650
8	Students Publication Fee	470,500	470,500
9	Hostel Admission Fee	941,000	941,000
10	Student Activities	932,325	932,325
11	Student Benovelance Fees	1,214,700	1,214,700
	TOTAL	22,324,960	22,324,960

Sk. Gupta
ASTT. REGISTRAR (F&A)

Asw
SR. DY. REGISTRAR (F&A)

Ag 26/5/14
FINANCE OFFICER

68

FORM OF FINANCIAL STATEMENTS (NON-PROFIT ORGANISATIONS)

NAME OF ENTITY: INDIAN INSTITUTE OF TECHNOLOGY KANPUR

**SCHEDULES FORMING PART OF RECEIPTS AND PAYMENTS ACCOUNT AND
INCOME AND EXPENDITURE ACCOUNT FOR THE YEAR ENDED 31st MARCH'2014**

OTHER RECEIPTS TRANSFERABLE

**SCHEDULE - 15
(Amount-₹)**

SR. NO.	HEAD OF ACCOUNT	AMOUNT		
		RECEIPT & PAYMENT A/C	DISHONoured CHEQUES	NET
1	Dr. A V Samiti	6,996	-	6,996
2	Faculty Club	112,075	-	112,075
3	Faculty Forum	22,389	-	22,389
4	GIS-Subscription	2,840,919	-	2,840,919
5	Income-Tax	118,900,061	-	118,900,061
6	Karamchari Sangthan	22,350	-	22,350
7	LIC Premium	8,031,206	-	8,031,206
8	LIC Premium_Deputationist	53,481	-	53,481
9	Staff Gymkhana	67,010	-	67,010
10	Technical Officer's Forum	9,860	-	9,860
11	Court Attachment	36,000	-	36,000
12	CPF/GPF	124,319,343	-	124,319,343
13	GIS Claims	1,874,418	-	1,874,418
14	Opportunity School	386,847	-	386,847
15	Outside Scholarship	4,649,691	-	4,649,691
16	Endowment Fund Account	4,200	-	4,200
17	New Pension Scheme	21,510,937	-	21,510,937
18	Income Tax (IWD)	16,512,281	-	16,512,281
19	VAT (IWD)	27,463,940	-	27,463,940
20	Cess (IWD)	4,635,676	-	4,635,676
21	PRMS	1,321,120	-	1,321,120
22	VAT	179,078	-	179,078
23	Commercial Tax (IWD)	37,655	-	37,655
24	Commercial Tax	3,123,435	-	3,123,435
25	Prime Minister Relief Fund	317,635	-	317,635
	TOTAL	336,438,603	-	336,438,603

S.K. Gupta
ASST. REGISTRAR (F&A)

Abhishek
SR. DY. REGISTRAR (F&A)

M/ 26/5/14
FINANCE OFFICER

FORM OF FINANCIAL STATEMENTS (NON-PROFIT ORGANISATIONS)

NAME OF ENTITY: INDIAN INSTITUTE OF TECHNOLOGY KANPUR

**SCHEDULES FORMING PART OF RECEIPTS AND PAYMENTS ACCOUNT AND
INCOME AND EXPENDITURE ACCOUNT FOR THE YEAR ENDED 31st MARCH'2014**

OTHER PAYMENTS TRANSFERABLE

SCHEDULE - 16

(Amount-₹)

SR. NO.	HEAD OF ACCOUNT	AMOUNT		
		RECEIPT & PAYMENT A/C	DISHONOURD CHEQUES	NET
1	Ambedkar Vichar Samiti	6,996	-	6,996
2	VAT	179,078	-	179,078
3	Court Attachment	36,000	-	36,000
4	CPF/GPF Subscription	124,319,343	-	124,319,343
5	Faculty Club	112,075	-	112,075
6	GIS Claims	2,777,739	-	2,777,739
7	GIS Subscription	2,814,947	-	2,814,947
8	Income Tax	118,917,976	-	118,917,976
9	Karamchari Sangthan	22,350	-	22,350
10	LIC Premium	8,031,206	-	8,031,206
11	Opportunity School	382,347	-	382,347
12	Faculty Forum	22,389	-	22,389
13	Technical Officer Forum	9,860	-	9,860
14	PRMS	1,321,120	-	1,321,120
15	Outside Scholarship	19,986,388	-	19,986,388
16	Staff Gymkhana	66,990	-	66,990
17	New Pension Scheme	21,510,937	-	21,510,937
18	Income Tax (IWD)	16,512,281	-	16,512,281
19	VAT (IWD)	27,463,940	-	27,463,940
20	Commercial Tax (IWD)	36,755	-	36,755
21	Endowment Fund Account	4,200	-	4,200
22	Cess (IWD)	4,635,676	-	4,635,676
23	LIC Premium_Deputationist	50,373	-	50,373
24	Commercial Tax	3,123,435	-	3,123,435
25	Prime Minister Relief Fund	317,635	-	317,635
26	Other (IWD)	71	-	71
	Total-	352,662,107.00	-	352,662,107.00

ASTT. REGISTRAR (F&A)

SR. DY. REGISTRAR (F&A)

FINANCE OFFICER

70

UTILIZATION CERTIFICATES

OF

NON-PLAN

AND

NORMAL PLAN GRANTS

(FINANCIAL YEAR 2013-14)

INDIAN INSTITUTE OF TECHNOLOGY KANPUR
Finance and Accounts Section

FORM GFR 19-A

(See Government of India's Decision (1) below Rule 150)

Form of Utilization Certificate
(Non-Plan 2013-2014)

Sanction letter No. & Date	Salary	Pension & Pensionary Benefit	Non-Salary
	OH:36	OH:31	OH:31
F.No. 3-2/2013-TS.I dated 31.05.2013	24,15,00,000.00	8,40,00,000.00	4,35,00,000.00
F.No. 3-2/2013-TS.I dated 16.07.2013	32,75,00,000.00	11,35,00,000.00	5,90,00,000.00
F.No. 3-2/2013-TS.I dated 07.11.2013	13,80,00,000.00	5,25,00,000.00	4,75,00,000.00
F.No. 3-2/2013-TS.I dated 14.02.2013	25,90,00,000.00	8,60,00,000.00	66,00,000.00
TOTAL:	96,60,00,000.00	33,60,00,000.00	15,66,00,000.00

Certified that Rs.14586.00 lakh of grants-in-aid under Non-Plan was sanctioned and released by the MHRD during the year 2013-2014 in favour of IIT Kanpur under the Ministry letter nos. and date given in the margin.

With an opening balance of Rs. 1323.36 lakh towards OH - 31 (Pension and Pensionary Benefits) and an Internal Income of Rs.5904.88 lakh, the total Non-Plan expenditure of the Institute during the financial year 2013-2014 was Rs.22145.16 lakh. Institute stands with a negative balance of Rs. 330.92 lakh (Rs. 25.71 lakh towards Salary; OH - 36 and Rs. 305.21 lakh towards Pension and Pensionary Benefits).

Certified that I have satisfied myself that the conditions on which the grant-in-aid was sanctioned have been duly fulfilled and that I have exercised the following checks to see that the money was actually utilized for the purpose for which it was sanctioned.

Kinds of checks exercised: Annual Accounts 2013-2014.

Dated: May 26, 2014


Sr. Deputy Registrar (F&A)
IIT Kanpur


Finance Officer
IIT Kanpur


Deputy Director
IIT Kanpur


Director
IIT Kanpur

INDIAN INSTITUTE OF TECHNOLOGY KANPUR
Finance and Accounts Section

FORM GFR 19-A

(See Government of India's Decision (1) below Rule 150)

Form of Utilization Certificate
(Normal Plan 2013-2014)

Sanction letter No. & Date	General		SCSP		TSP	
	OH:35	OH:31	OH:35	OH:31	OH:35	OH:31
F.No. 3-1/2013-TS.I dated 04.06.2013	39,52,50,000.00	6,97,50,000.00	7,65,00,000.00	1,35,00,000.00	3,82,50,000.00	67,50,000.00
F.No. 3-1/2013-TS.I dated 15.07.2013	39,52,50,000.00	6,97,50,000.00	7,65,00,000.00	1,35,00,000.00	3,82,50,000.00	67,50,000.00
F.No. 3-1/2013-TS.I dated 30.09.2013	39,52,50,000.00	6,97,50,000.00	7,65,00,000.00	1,35,00,000.00	3,82,50,000.00	67,50,000.00
F.No. 3-1/2013-TS.I dated 12.12.2013	27,12,50,000.00	3,87,50,000.00	5,25,00,000.00	75,00,000.00	2,62,50,000.00	37,50,000.00
F.No. 3-1/2013-TS.I dated 28.02.2014	21,70,00,000.00	9,30,00,000.00	4,20,00,000.00	1,80,00,000.00	2,10,00,000.00	90,00,000.00
TOTAL:	167,40,00,000.00	34,10,00,000.00	32,40,00,000.00	6,60,00,000.00	16,20,00,000.00	3,30,00,000.00

Certified that Rs.26000.00 lakh (Object Head – 35 – Rs. 21600.00 lakh and Object Head – 31 – Rs. 4400.00 lakh) of grants-in-aid under Normal Plan sanctioned by the MHRD during the year 2013-2014 in favour of IIT Kanpur under the Ministry letter nos. and date given in the margin.

The total plan expenditure made during the year was Rs.26098.49 lakh (Rs. 21600.00 lakh under Object Head – 35, Rs. 4400.00 lakh under Object Head – 31 and Internal Income of Rs. 98.49 lakh) for planned activities of the Institute in the financial year 2013-2014.

Certified that I have satisfied myself that the conditions on which the grant-in-aid was sanctioned have been duly fulfilled and that I have exercised the following checks to see that the money was actually utilized for the purpose for which it was sanctioned.


Kinds of checks exercised: Annual Accounts 2013-2014.

Dated: May 26, 2014


Sr. Deputy Registrar (F&A)
IIT Kanpur


Finance Officer
IIT Kanpur


Deputy Director
IIT Kanpur


Director
IIT Kanpur

Separate Audit Report of the comptroller and Auditor General of India on the Accounts of Indian Institute of Technology, Kanpur for the year ended as on 31 March 2014.

We have audited the attached Balance Sheet of the Indian Institute of Technology, Kanpur (Institute) as at 31st March 2014 and Income & Expenditure Account and Receipts & Payment Account for the year ended on that date under Section 19 (2) of the Comptroller and Auditor General's (Duties, Powers and Conditions of Service) Act, 1971, read with Section 23(2) of the Institutes of Technology Act, 1961 (Act). These financial statements are responsibility of the Institute's management. Our responsibility is to express an opinion on these financial statements based on our audit.

2. This Separate Audit Report contains the comments of Comptroller and Auditor General of India (CAG) on the accounting treatment only with regards to classification, conformity with the best accounting practices, accounting standards and disclosure norms, etc. Audit observations on financial transaction with regard to compliance with the Law, Rules & Regulations (Property and regulatory) and efficiency-cum-performance aspects, etc., if any, are reported through Inspection Reports/CAG's Audit Reports separately.

3. We have conducted our audit in accordance with auditing standards generally accepted in India. These standards require that we plan and perform the audit to obtain the reasonable assurance about whether the statements are free from material misstatements. An Audit includes examining, on a test basis, evidence supporting the amounts and disclosure in the financial statements. An Audit also includes assessing the accounting principles used and significant estimates made by management, as well as evaluating the overall presentation of financial

statements. We believe that our audit provides a reasonable basis for our opinion.

4. Based on our audit, we report that:

(i) We have obtained all the information and explanation which to the best of our knowledge and belief were necessary for the purpose of our audit.

(ii) The Balance Sheet, Income and expenditure Account and Receipts and Payment Account dealt with by this report have been drawn up in the format approved by the Ministry of Finance, Government of India.

(iii) In our opinion proper book of accounts and other relevant records have been maintained by the Institute as required under Section 23(2) of the Institutes of Technology Act, 1961, in so far as it appears from our examination of such books.

(iv) We further report that:

Comments on accounts

(A) Balance Sheet

(A.1) Current Assets, Loans and Advances ₹ 1015.11 crore

This includes ₹ 0.97 crore as seed fund given to incubating companies which was actually a final expenditure. This has resulted in understatement of expenditure by ₹ 0.97 crore and overstatement of Current Assets, Loans and Advances to that extent.

(C) Grants-in-aid

(C.1) The institute received grant of ₹ 405.86 crore (Plan ₹ 260.00 crore, Non-Plan ₹ 145.86 crore and) from MHRD, Government of India during the year 2013-14. Further, the Institute generated internal income of ₹ 60.03 crore (Plan ₹ 0.98 crore, Non-Plan ₹ 59.05 crore) during the year. After taking opening balance of ₹ 13.23 crore (Non Plan), the total funds available works out to ₹ 479.12 crore, out of which the Institute utilised ₹ 482.43 crore.

(C.2) The Institute received projects grant of ₹ 81.81 crore during the year 2013-14. After taking opening balance of ₹ 109.53 crore, the total funds available works out to ₹ 191.34 crore, out of which the institute utilised ₹.100.81 crore leaving a balance of ₹ 90.53 crore.

v. Subject to our observations in the preceding paragraphs, we report that the Balance Sheet, Income and Expenditure Account and Receipts and Payments Account dealt with by this report are in agreement with the books of accounts.

vi. In our opinion and to the best of our information and according to the explanations given to us, the said financial statements read together with the Accounting policies and Notes on Accounts, and subject to the significant matters stated above and other matters mentioned in Annexure to this report give a true and fair view in conformity with accounting principles generally accepted in India:

- a. In so far as related to the Balance Sheet, of the state of affairs of the Indian Institute of Technology, Kanpur as at 31st March 2014; and
- b. In so far as relates to Income and Expenditure Account of surplus for the year ended on that date.

For and on behalf of the C&AG of India

Place: Lucknow

Date: 01.12.2014

KP Jais

Principal Director of Audit (Central)

Annexure

1. Adequacy of Internal Audit System

No Internal Audit has been carried out by the Institute for the year 2013-14. Hence it needs to be strengthened.

2. Adequacy of Internal Control System

Internal control system in the Institute reflected deficiencies such as non-preparation of inspection reports in respect of works carried out by Engineering Department of the Institute and non-installation of equipment purchased at a cost of ₹ 3.27 crore during the year 2013-14.

3. System of Physical Verification of Fixed Assets.

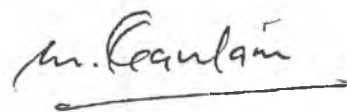
Physical verification of fixed assets was carried out by the Institute for the year 2013-14. However no physical verification of library books for the year 2013-14 was made.

4. System of Physical verification of Inventory.

Physical verification of inventory of 73 departments/sections/Centres/labs were not carried out for the year 2013-14.

5. Regularity in Payment of Statutory dues.

The Institute was regular in payment of statutory dues.



Dy. Director of Audit (Central)

INDIAN INSTITUTE OF TECHNOLOGY KANPUR
FINANCE AND ACCOUNTS SECTION

No. IITK/FBC/2014-15/
Dated: December 22, 2014

Subject: Request for adoption of Audited Annual Accounts, Audit Certificates and Audit Report of the Institute for the Financial Year 2013-2014

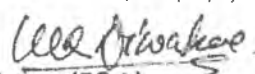
The unaudited Annual Accounts for the FY 2013-2014 were endorsed by the Finance Committee at its 2014/2nd meeting of 31 May 2014, approved by Chairman, BOG on 31 May 2014, and later ratified by the Board at its 2014/2nd meeting of 16 June 2014. The Institute has since received the Audit Report and Audit Certificate from CAG office and the same have been placed before the Finance Committee at its 2014/4th meeting held on 22 December 2014 for consideration and recommendation. The Finance Committee has recommended to the Board of Governors to adopt the Audited Annual Accounts along with the Audit Report, Audit Certificate and Institute's replies to the audit report for the FY 2013-2014. The Board of Governors shall be considering these at its 4th /2014 meeting of 28 December 2014.


Meanwhile, MHRD has desired that the adopted Audited Annual Accounts and the accompanying Audit Certificate and Audit Report may reach them at the earliest for timely onward submission to the Parliament before 31 December 2014.

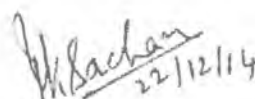
It is therefore submitted that in accordance with the powers vested in the Chairman under Statutes 7(4), the Audited Annual Accounts, Audit Certificate and Audit Report of the Institute for the FY 2013-2014 may be adopted by the Chairman, Board of Governors. The same shall subsequently be placed before the Board of Governors for ratification at its 4th /2014 meeting of 28 December 2014.


Submitted please.



Assistant Registrar (F&A)
22/12/14


Deputy Registrar (F&A)
22/12



Finance Officer
22/12/14


Acting Registrar
22/12/14


Deputy Director 22/12/14


Director 22.12.14

Approved and Adopted



Prof. M Anandkrishnan
Chairman, Board of Governors
IIT Kanpur